

Disclaimer:
Parker PMDE has a continuous policy of product development and although the Company reserves the right to change specifications, it attempts to keep customers informed of any alterations. This publication is for general information only and customers are requested to contact their local Parker dealer for detailed information and advice on a products suitability for specific applications. All products are sold subject to the company's standard conditions of sale.

F11-010-MF-IV-K-000-MUVR-00

F11-010



Pump & Motor Division Europe

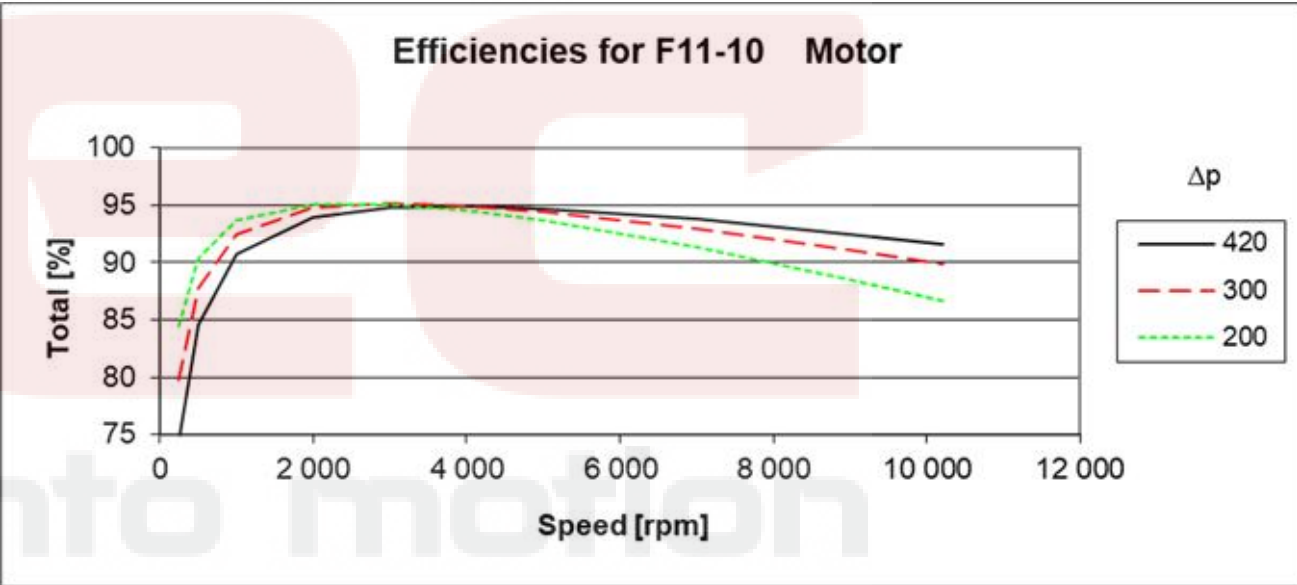
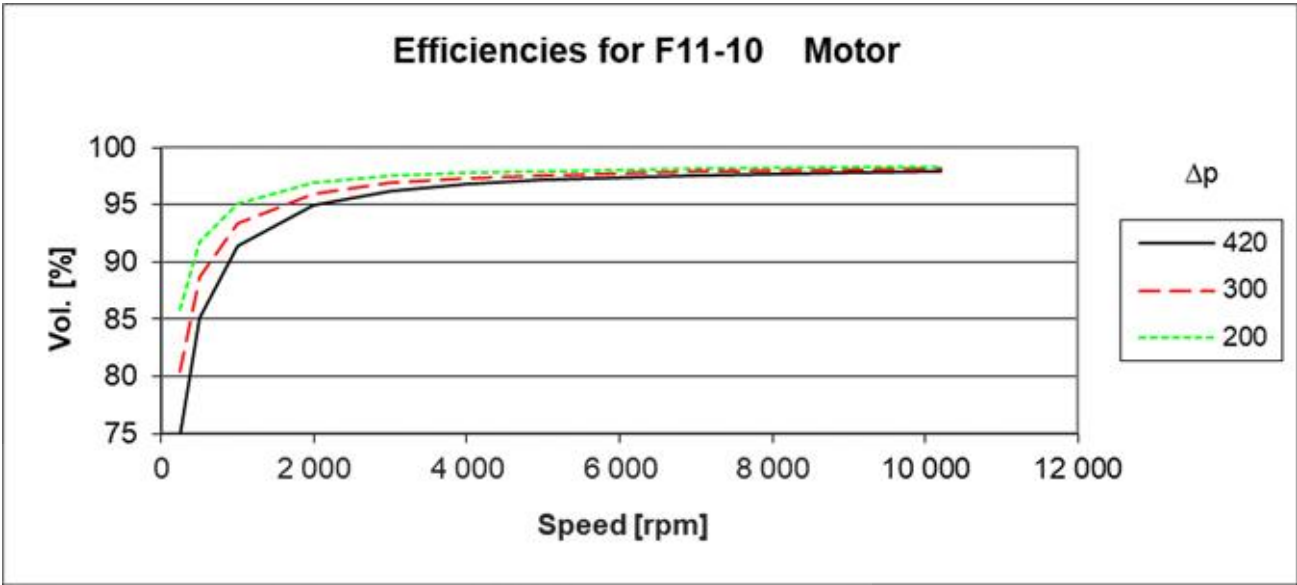
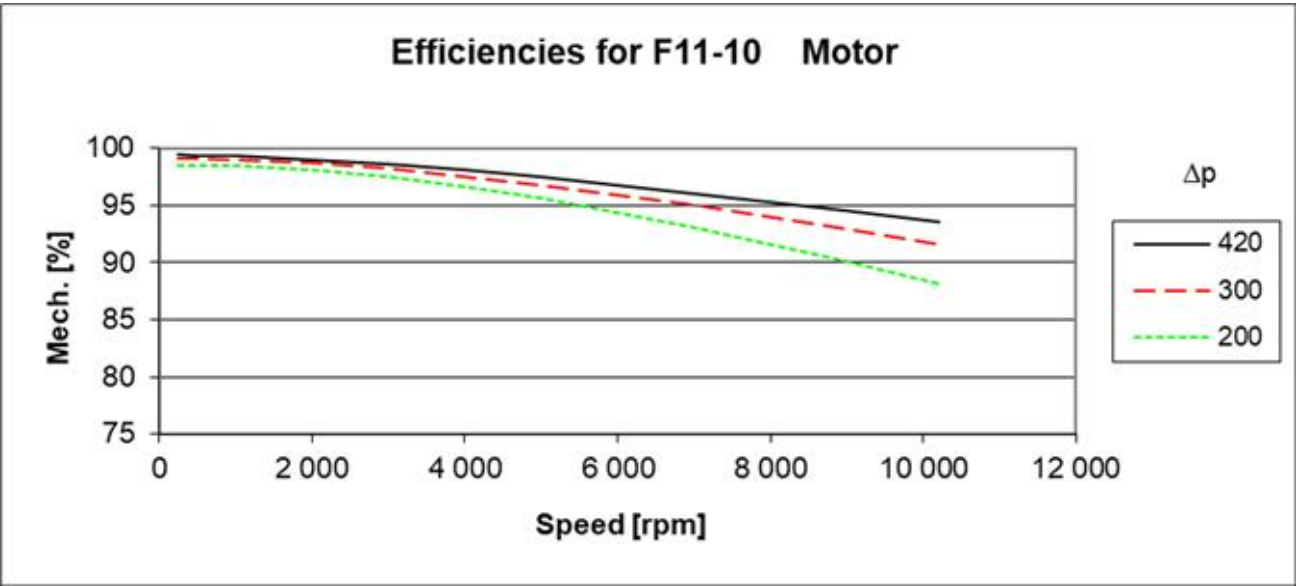


F11 Motor



F12 Motor

F11-10	Motor	
Displacement	9.8 cc/rev	
Max speed	11200 rpm	Intermittent
Max speed	10200 rpm	Continuously
Max pressure	420 bar	Intermittent
Max pressure	350 bar	Continuously
Max Torque	64.9 Nm	
Torque	0.156 Nm/bar	
Max Flow	102.0 Lpm	
Max Power	63.5 kW	



Rpm	250			500			1000			2000			3000			4000			5000			7000			9000			10200		
Bar	l/min	Nm	kW	l/min	Nm	kW	l/min	Nm	kW	l/min	Nm	kW	l/min	Nm	kW	l/min	Nm	kW	l/min	Nm	kW	l/min	Nm	kW	l/min	Nm	kW	l/min	Nm	kW
50	2.6	7.2	0.2	5.1	7.2	0.4	10.0	7.3	0.7	20.0	7.3	1.5	29.9	7.1	2.2	39.8	6.9	2.9	49.7	6.6	3.4	69.6	5.9	4.3	89.5	5.0	4.7	101.4	3.9	4.2
100	2.7	15.0	0.4	5.1	15.0	0.8	10.1	15.1	1.5	20.0	15.0	3.1	30.0	14.9	4.6	39.9	14.6	6.0	49.8	14.3	7.4	69.7	13.6	9.8	89.5	12.7	11.8	101.4	11.6	12.2
150	2.8	22.8	0.5	5.2	22.8	1.1	10.2	22.8	2.3	20.1	22.8	4.7	30.1	22.6	7.0	40.0	22.3	9.2	49.9	22.0	11.4	69.8	21.3	15.4	89.6	20.3	18.9	101.5	19.2	20.3
200	2.9	30.6	0.7	5.3	30.6	1.5	10.3	30.6	3.1	20.2	30.5	6.2	30.2	30.3	9.3	40.1	30.1	12.3	50.0	29.7	15.3	69.9	28.9	20.9	89.7	28.0	26.0	101.6	26.9	28.3
250	2.9	38.4	0.8	5.4	38.4	1.8	10.4	38.4	3.8	20.3	38.3	7.8	30.3	38.1	11.7	40.2	37.8	15.5	50.1	37.4	19.2	70.0	36.6	26.4	89.8	35.7	33.1	101.7	34.5	36.4
300	3.0	46.2	1.0	5.5	46.2	2.2	10.5	46.2	4.5	20.4	46.1	9.3	30.4	45.8	14.0	40.3	45.5	18.6	50.2	45.2	23.1	70.1	44.3	31.9	89.9	43.3	40.2	101.8	42.2	44.4
350	3.1	54.0	1.1	5.6	54.0	2.5	10.6	54.0	5.2	20.5	53.8	10.8	30.4	53.6	16.3	40.4	53.2	27.7	50.3	52.9	27.0	70.2	52.0	37.4	90.0	51.0	47.2	101.9	49.8	52.4
420	3.3	64.9	1.3	5.8	64.9	2.9	10.7	64.9	6.2	20.7	64.7	12.9	30.6	64.4	19.5	40.5	64.1	26.0	50.4	63.7	32.5	70.3	62.8	45.0	90.2	61.7	57.1	102.0	60.5	63.5

Disclaimer:
Parker PMDE has a continuous policy of product development and although the Company reserves the right to change specifications, it attempts to keep customers informed of any alterations. This publication is for general information only and customers are requested to contact their local Parker dealer for detailed information and advice on a products suitability for specific applications. All products are sold subject to the company's standard conditions of sale.

F11-010-MF-IV-K-000-MUVR-00

F11-010



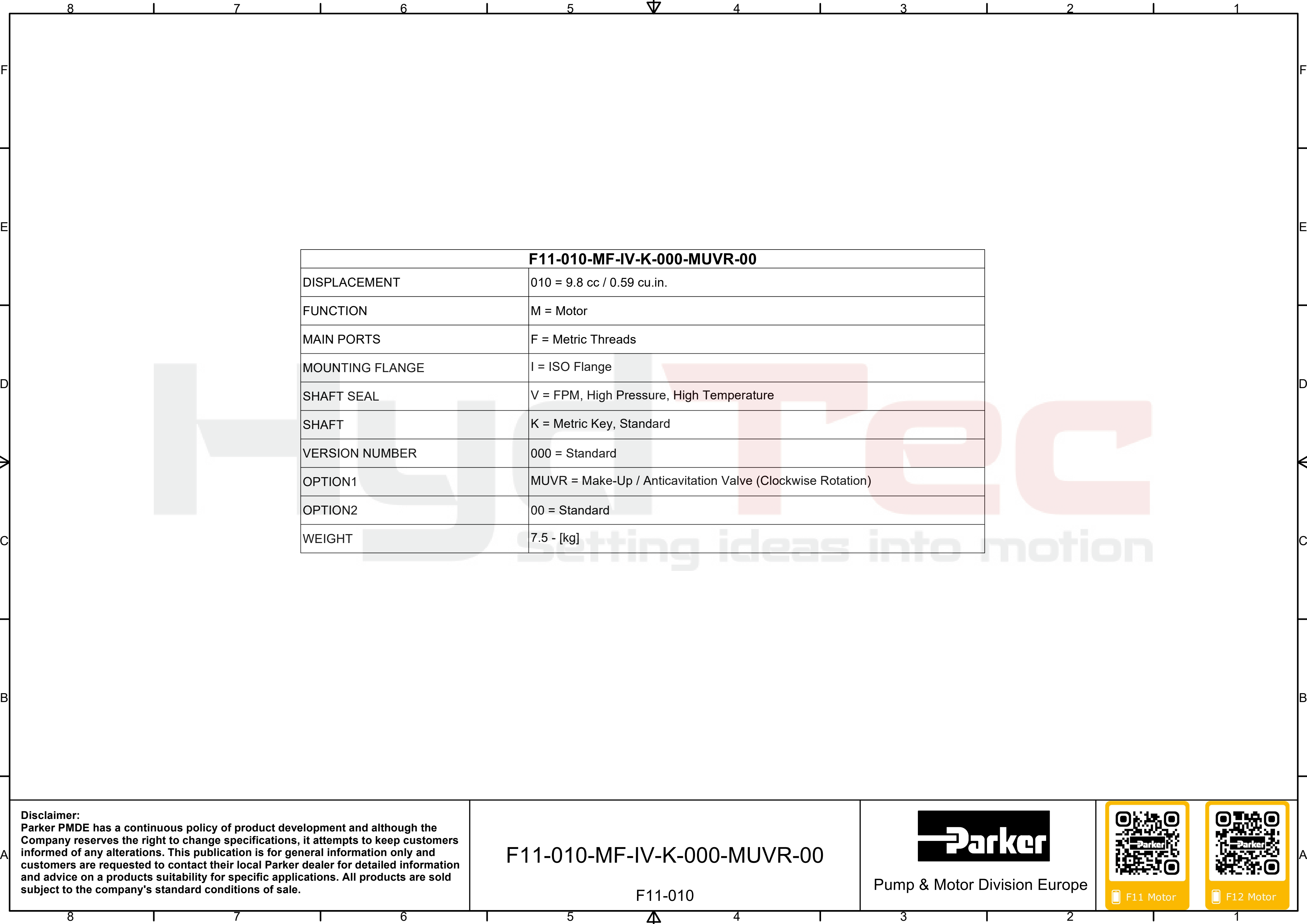
Pump & Motor Division Europe



F11 Motor



F12 Motor



F11-010-MF-IV-K-000-MUVR-00	
DISPLACEMENT	010 = 9.8 cc / 0.59 cu.in.
FUNCTION	M = Motor
MAIN PORTS	F = Metric Threads
MOUNTING FLANGE	I = ISO Flange
SHAFT SEAL	V = FPM, High Pressure, High Temperature
SHAFT	K = Metric Key, Standard
VERSION NUMBER	000 = Standard
OPTION1	MUVR = Make-Up / Anticavitation Valve (Clockwise Rotation)
OPTION2	00 = Standard
WEIGHT	7.5 - [kg]

Disclaimer:
Parker PMDE has a continuous policy of product development and although the Company reserves the right to change specifications, it attempts to keep customers informed of any alterations. This publication is for general information only and customers are requested to contact their local Parker dealer for detailed information and advice on a products suitability for specific applications. All products are sold subject to the company's standard conditions of sale.

F11-010-MF-IV-K-000-MUVR-00

F11-010



Pump & Motor Division Europe



F11 Motor



F12 Motor