

Disclaimer:
Parker PMDE has a continuous policy of product development and although the Company reserves the right to change specifications, it attempts to keep customers informed of any alterations. This publication is for general information only and customers are requested to contact their local Parker dealer for detailed information and advice on a products suitability for specific applications. All products are sold subject to the company's standard conditions of sale.

F11-010-QM-IV-K-000-0000-0T

F11-010



Pump & Motor Division Europe

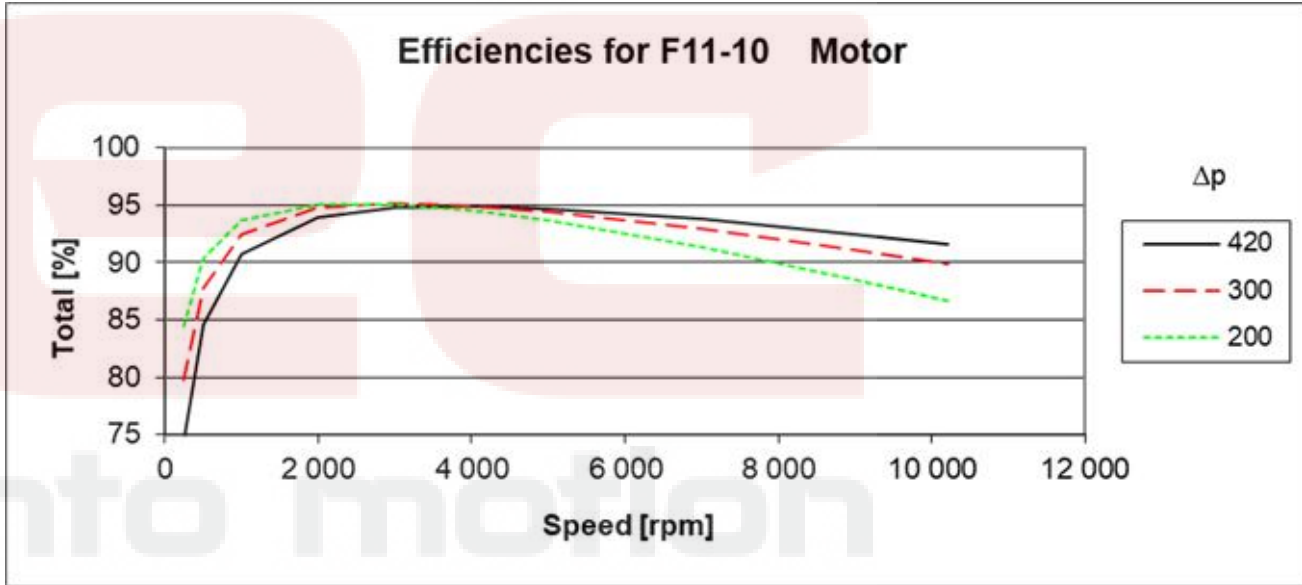
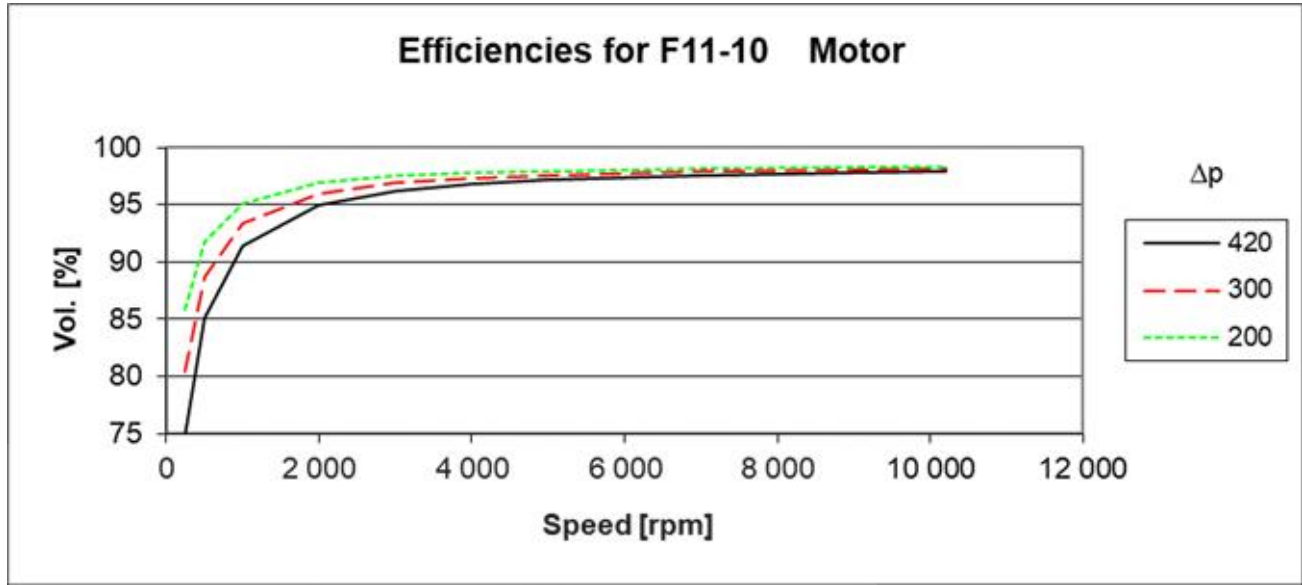
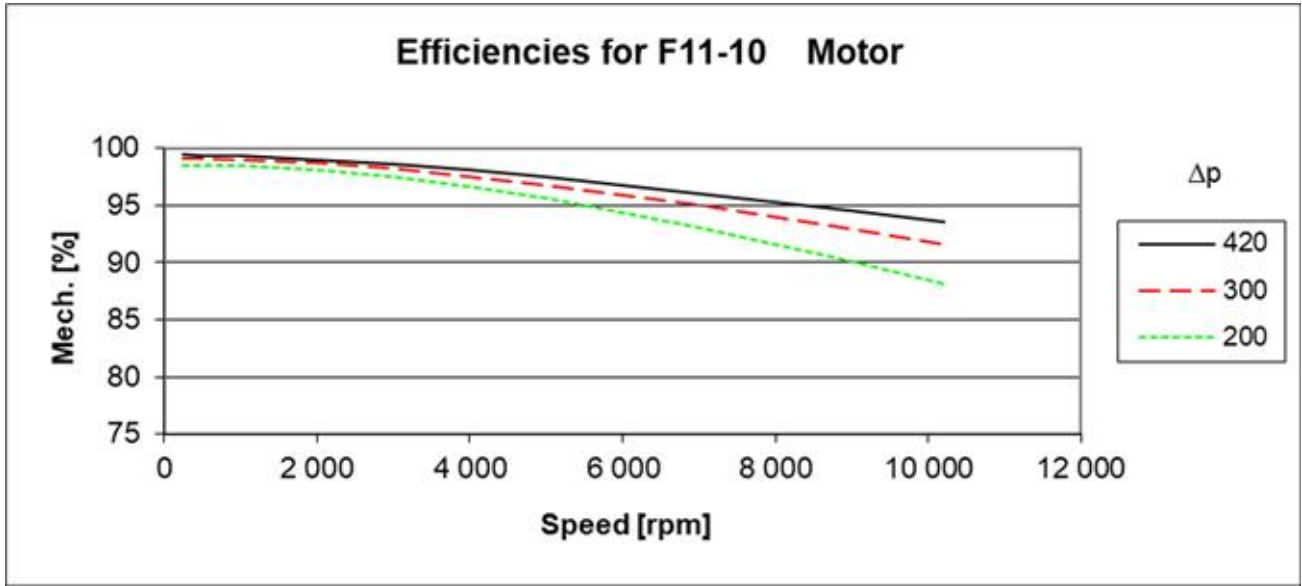


F11 Motor



F12 Motor

| | | |
|--------------|--------------|--------------|
| F11-10 | Motor | |
| Displacement | 9.8 cc/rev | |
| Max speed | 11200 rpm | Intermittent |
| Max speed | 10200 rpm | Continuously |
| Max pressure | 420 bar | Intermittent |
| Max pressure | 350 bar | Continuously |
| Max Torque | 64.9 Nm | |
| Torque | 0.156 Nm/bar | |
| Max Flow | 102.0 Lpm | |
| Max Power | 63.5 kW | |



| Rpm | 250 | | | 500 | | | 1000 | | | 2000 | | | 3000 | | | 4000 | | | 5000 | | | 7000 | | | 9000 | | | 10200 | | |
|-----|-------|------|-----|-------|------|-----|-------|------|-----|-------|------|------|-------|------|------|-------|------|------|-------|------|------|-------|------|------|-------|------|------|-------|------|------|
| Bar | l/min | Nm | kW | l/min | Nm | kW | l/min | Nm | kW | l/min | Nm | kW | l/min | Nm | kW | l/min | Nm | kW | l/min | Nm | kW | l/min | Nm | kW | l/min | Nm | kW | l/min | Nm | kW |
| 50 | 2.6 | 7.2 | 0.2 | 5.1 | 7.2 | 0.4 | 10.0 | 7.3 | 0.7 | 20.0 | 7.3 | 1.5 | 29.9 | 7.1 | 2.2 | 39.8 | 6.9 | 2.9 | 49.7 | 6.6 | 3.4 | 69.6 | 5.9 | 4.3 | 89.5 | 5.0 | 4.7 | 101.4 | 3.9 | 4.2 |
| 100 | 2.7 | 15.0 | 0.4 | 5.1 | 15.0 | 0.8 | 10.1 | 15.1 | 1.5 | 20.0 | 15.0 | 3.1 | 30.0 | 14.9 | 4.6 | 39.9 | 14.6 | 6.0 | 49.8 | 14.3 | 7.4 | 69.7 | 13.6 | 9.8 | 89.5 | 12.7 | 11.8 | 101.4 | 11.6 | 12.2 |
| 150 | 2.8 | 22.8 | 0.5 | 5.2 | 22.8 | 1.1 | 10.2 | 22.8 | 2.3 | 20.1 | 22.8 | 4.7 | 30.1 | 22.6 | 7.0 | 40.0 | 22.3 | 9.2 | 49.9 | 22.0 | 11.4 | 69.8 | 21.3 | 15.4 | 89.6 | 20.3 | 18.9 | 101.5 | 19.2 | 20.3 |
| 200 | 2.9 | 30.6 | 0.7 | 5.3 | 30.6 | 1.5 | 10.3 | 30.6 | 3.1 | 20.2 | 30.5 | 6.2 | 30.2 | 30.3 | 9.3 | 40.1 | 30.1 | 12.3 | 50.0 | 29.7 | 15.3 | 69.9 | 28.9 | 20.9 | 89.7 | 28.0 | 26.0 | 101.6 | 26.9 | 28.3 |
| 250 | 2.9 | 38.4 | 0.8 | 5.4 | 38.4 | 1.8 | 10.4 | 38.4 | 3.8 | 20.3 | 38.3 | 7.8 | 30.3 | 38.1 | 11.7 | 40.2 | 37.8 | 15.5 | 50.1 | 37.4 | 19.2 | 70.0 | 36.6 | 26.4 | 89.8 | 35.7 | 33.1 | 101.7 | 34.5 | 36.4 |
| 300 | 3.0 | 46.2 | 1.0 | 5.5 | 46.2 | 2.2 | 10.5 | 46.2 | 4.5 | 20.4 | 46.1 | 9.3 | 30.4 | 45.8 | 14.0 | 40.3 | 45.5 | 18.6 | 50.2 | 45.2 | 23.1 | 70.1 | 44.3 | 31.9 | 89.9 | 43.3 | 40.2 | 101.8 | 42.2 | 44.4 |
| 350 | 3.1 | 54.0 | 1.1 | 5.6 | 54.0 | 2.5 | 10.6 | 54.0 | 5.2 | 20.5 | 53.8 | 10.8 | 30.4 | 53.6 | 16.3 | 40.4 | 53.2 | 27.7 | 50.3 | 52.9 | 27.0 | 70.2 | 52.0 | 37.4 | 90.0 | 51.0 | 47.2 | 101.9 | 49.8 | 52.4 |
| 420 | 3.3 | 64.9 | 1.3 | 5.8 | 64.9 | 2.9 | 10.7 | 64.9 | 6.2 | 20.7 | 64.7 | 12.9 | 30.6 | 64.4 | 19.5 | 40.5 | 64.1 | 26.0 | 50.4 | 63.7 | 32.5 | 70.3 | 62.8 | 45.0 | 90.2 | 61.7 | 57.1 | 102.0 | 60.5 | 63.5 |

Disclaimer:
Parker PMDE has a continuous policy of product development and although the Company reserves the right to change specifications, it attempts to keep customers informed of any alterations. This publication is for general information only and customers are requested to contact their local Parker dealer for detailed information and advice on a products suitability for specific applications. All products are sold subject to the company's standard conditions of sale.

F11-010-QM-IV-K-000-0000-0T

F11-010



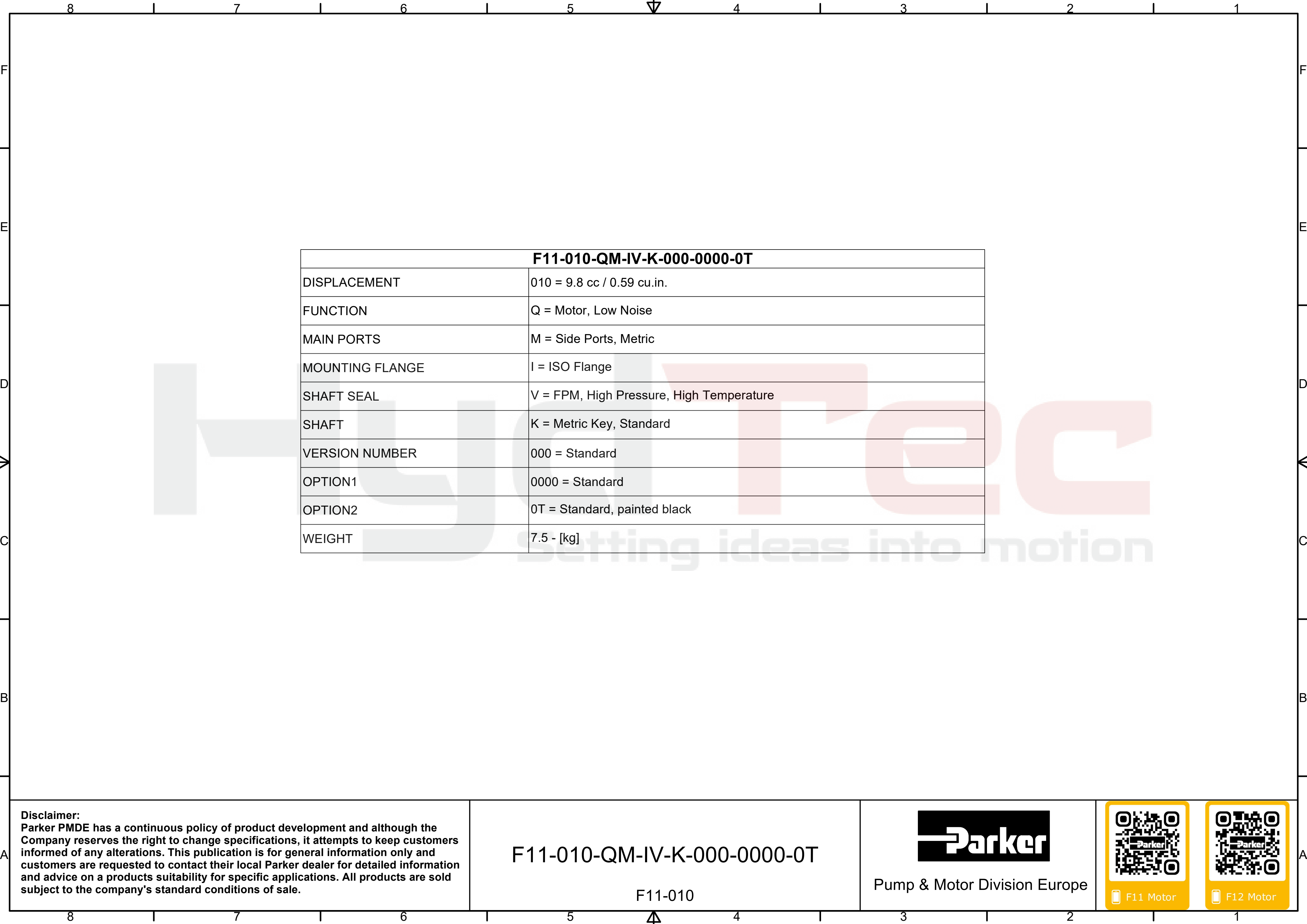
Pump & Motor Division Europe



F11 Motor



F12 Motor



| F11-010-QM-IV-K-000-0000-0T | |
|-----------------------------|--|
| DISPLACEMENT | 010 = 9.8 cc / 0.59 cu.in. |
| FUNCTION | Q = Motor, Low Noise |
| MAIN PORTS | M = Side Ports, Metric |
| MOUNTING FLANGE | I = ISO Flange |
| SHAFT SEAL | V = FPM, High Pressure, High Temperature |
| SHAFT | K = Metric Key, Standard |
| VERSION NUMBER | 000 = Standard |
| OPTION1 | 0000 = Standard |
| OPTION2 | 0T = Standard, painted black |
| WEIGHT | 7.5 - [kg] |

Disclaimer:
Parker PMDE has a continuous policy of product development and although the Company reserves the right to change specifications, it attempts to keep customers informed of any alterations. This publication is for general information only and customers are requested to contact their local Parker dealer for detailed information and advice on a products suitability for specific applications. All products are sold subject to the company's standard conditions of sale.

F11-010-QM-IV-K-000-0000-0T

F11-010



Pump & Motor Division Europe



F11 Motor



F12 Motor