

Disclaimer:
Parker PMDE has a continuous policy of product development and although the Company reserves the right to change specifications, it attempts to keep customers informed of any alterations. This publication is for general information only and customers are requested to contact their local Parker dealer for detailed information and advice on a products suitability for specific applications. All products are sold subject to the company's standard conditions of sale.

F11-012-QF-IV-K-000-MUVL-P0

F11-012



Pump & Motor Division Europe

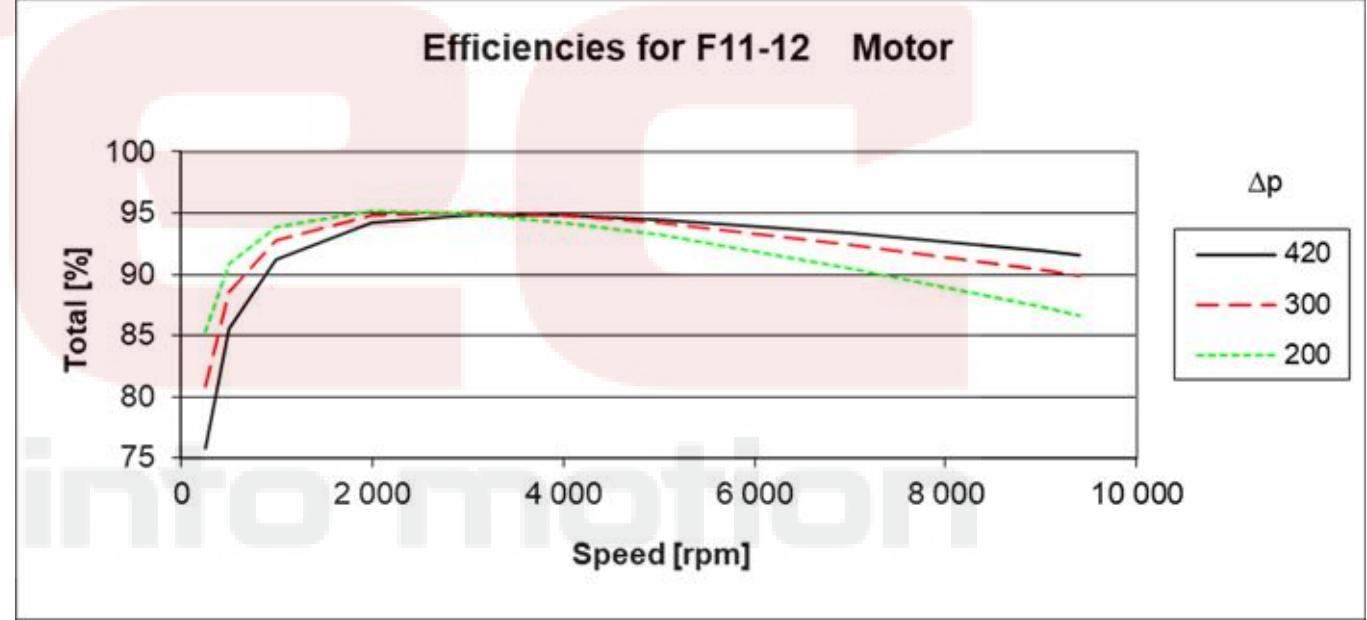
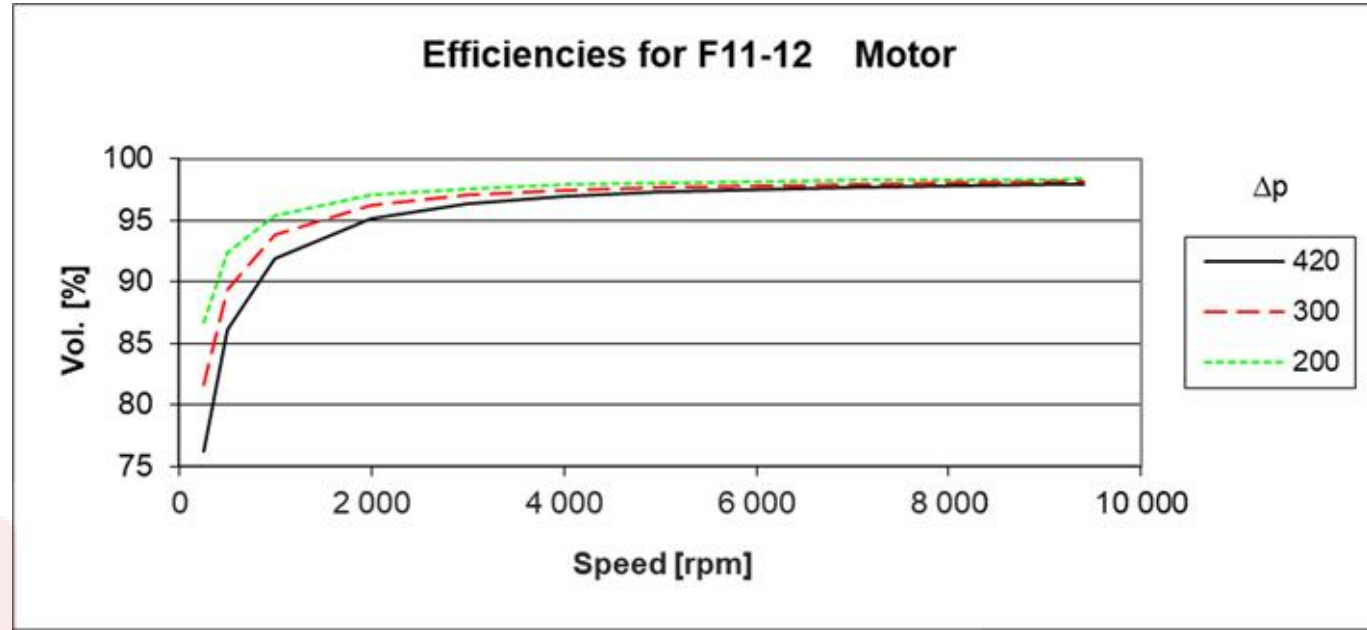
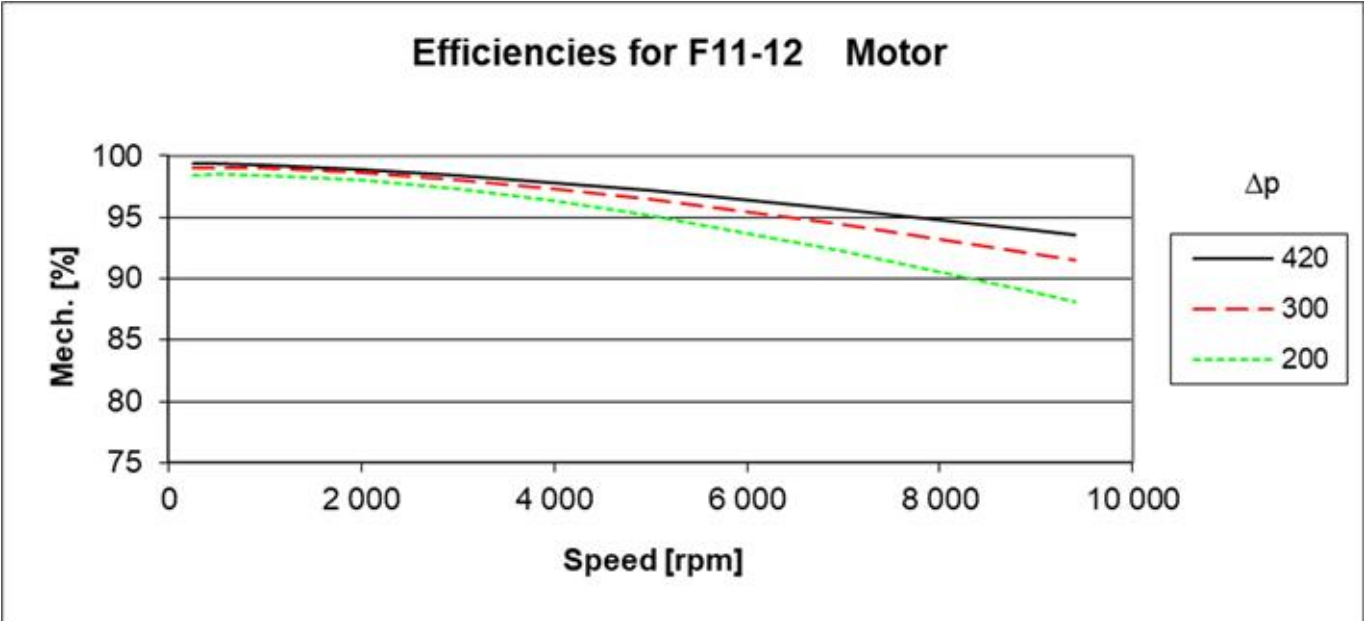


F11 Motor



F12 Motor

F11-12	Motor	
Displacement	12.5 cc/rev	
Max speed	10300 rpm	Intermittent
Max speed	9400 rpm	Continuously
Max pressure	420 bar	Intermittent
Max pressure	350 bar	Continuously
Max Torque	82.8 Nm	
Torque	0.198 Nm/bar	
Max Flow	120.0 Lpm	
Max Power	75.3 kW	



Rpm	250			500			1000			2000			3000			4000			5000			7000			9000			9400		
Bar	l/min	Nm	kW	l/min	Nm	kW	l/min	Nm	kW	l/min	Nm	kW	l/min	Nm	kW	l/min	Nm	kW	l/min	Nm	kW	l/min	Nm	kW	l/min	Nm	kW	l/min	Nm	kW
50	3.3	9.2	0.2	6.4	9.2	0.5	12.8	9.3	1.0	25.4	9.2	1.9	38.1	9.0	2.8	50.8	8.7	3.6	63.4	8.3	4.3	88.8	7.2	5.2	114.1	5.9	5.5	119.2	5.7	5.5
100	3.4	19.2	0.5	6.6	19.2	1.0	12.9	19.2	2.0	25.5	19.1	3.9	38.2	18.9	5.8	50.9	18.5	7.6	63.5	18.1	9.3	88.9	17.0	12.3	114.2	15.7	14.6	119.3	15.4	15.0
150	3.5	29.1	0.7	6.7	29.1	1.4	13.0	29.1	2.9	25.7	29.0	5.9	38.3	28.8	8.9	51.0	28.4	11.7	63.7	27.9	14.4	89.0	26.8	19.4	114.3	25.5	23.7	119.4	25.2	24.5
200	3.6	39.1	0.9	6.8	39.1	1.9	13.1	39.1	3.9	25.8	38.9	7.9	38.4	38.6	11.9	51.1	38.2	15.7	63.8	37.7	19.4	89.1	36.6	26.4	114.4	35.2	32.7	119.5	35.0	33.9
250	3.7	49.0	1.1	6.9	49.0	2.3	13.2	49.0	4.9	25.9	48.8	9.9	38.5	48.5	14.9	51.2	48.1	19.7	63.9	47.6	24.4	89.2	46.4	33.4	114.5	45.0	41.8	119.6	44.7	43.4
300	3.8	59.0	1.3	7.0	59.0	2.8	13.3	58.9	5.8	26.0	58.7	11.9	38.7	58.4	17.8	51.3	57.9	23.7	64.0	57.4	29.4	89.3	56.2	40.4	114.6	54.8	50.8	119.7	54.5	52.8
350	3.9	68.9	1.4	7.1	68.9	3.2	13.4	68.8	6.7	26.1	68.6	13.8	38.8	68.2	20.8	51.4	67.8	27.7	64.1	67.2	34.4	89.4	66.0	47.4	114.8	64.6	59.8	119.8	64.3	62.2
420	4.1	82.8	1.7	7.3	82.8	3.7	13.6	82.7	8.0	26.3	82.4	16.5	38.9	82.0	24.9	51.6	81.5	33.2	64.3	81.0	41.3	89.6	79.7	57.2	114.9	78.2	72.4	120.0	77.9	75.3

Disclaimer:
Parker PMDE has a continuous policy of product development and although the Company reserves the right to change specifications, it attempts to keep customers informed of any alterations. This publication is for general information only and customers are requested to contact their local Parker dealer for detailed information and advice on a products suitability for specific applications. All products are sold subject to the company's standard conditions of sale.

F11-012-QF-IV-K-000-MUVL-P0

F11-012



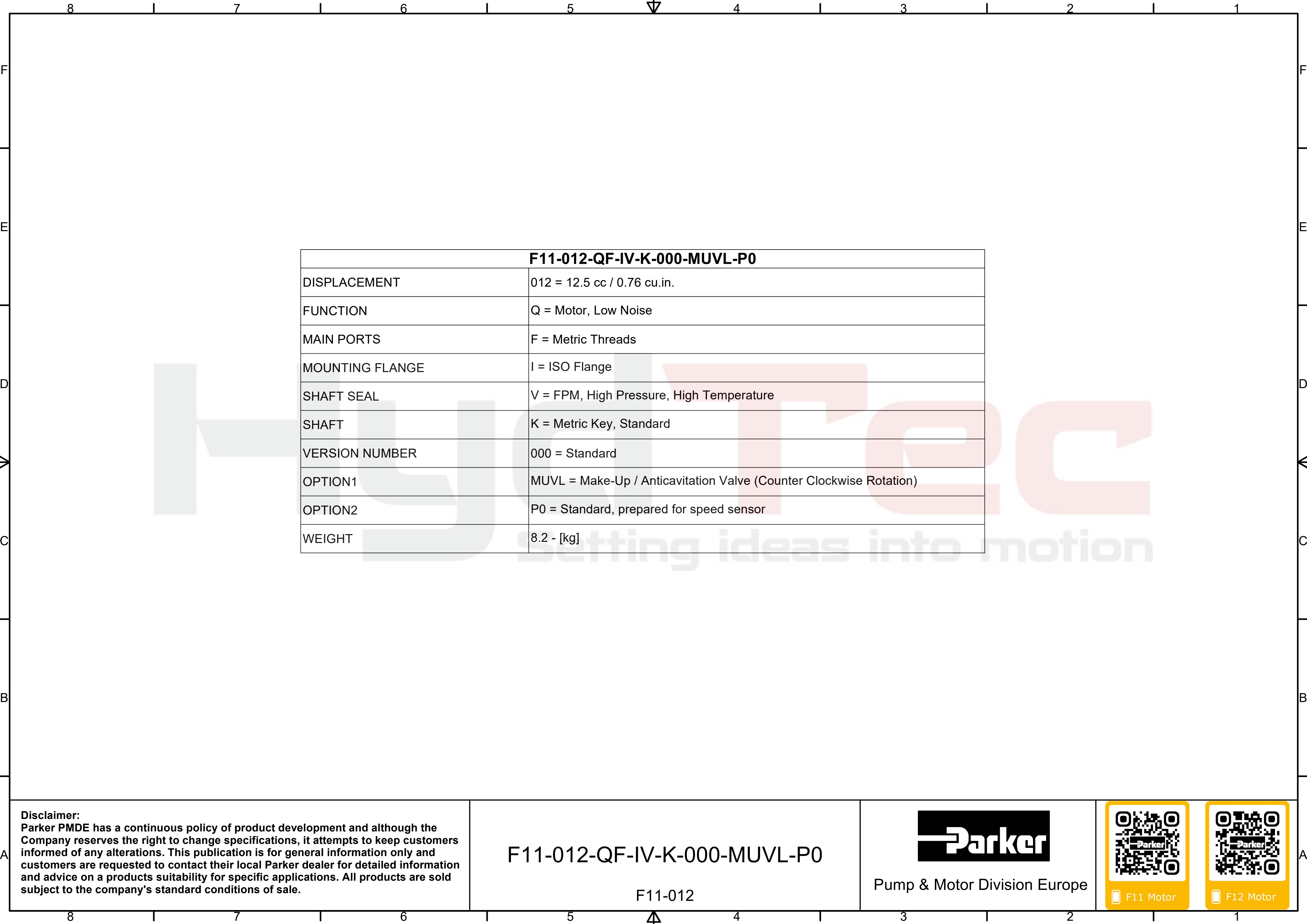
Pump & Motor Division Europe



F11 Motor



F12 Motor



F11-012-QF-IV-K-000-MUVL-P0	
DISPLACEMENT	012 = 12.5 cc / 0.76 cu.in.
FUNCTION	Q = Motor, Low Noise
MAIN PORTS	F = Metric Threads
MOUNTING FLANGE	I = ISO Flange
SHAFT SEAL	V = FPM, High Pressure, High Temperature
SHAFT	K = Metric Key, Standard
VERSION NUMBER	000 = Standard
OPTION1	MUVL = Make-Up / Anticavitation Valve (Counter Clockwise Rotation)
OPTION2	P0 = Standard, prepared for speed sensor
WEIGHT	8.2 - [kg]

Disclaimer:
Parker PMDE has a continuous policy of product development and although the Company reserves the right to change specifications, it attempts to keep customers informed of any alterations. This publication is for general information only and customers are requested to contact their local Parker dealer for detailed information and advice on a products suitability for specific applications. All products are sold subject to the company's standard conditions of sale.

F11-012-QF-IV-K-000-MUVL-P0

F11-012



Pump & Motor Division Europe



F11 Motor



F12 Motor