

Disclaimer:
Parker PMDE has a continuous policy of product development and although the Company reserves the right to change specifications, it attempts to keep customers informed of any alterations. This publication is for general information only and customers are requested to contact their local Parker dealer for detailed information and advice on a products suitability for specific applications. All products are sold subject to the company's standard conditions of sale.

F12-060-RS-TV-T-000-0000-P0

F12-060



Pump & Motor Division Europe

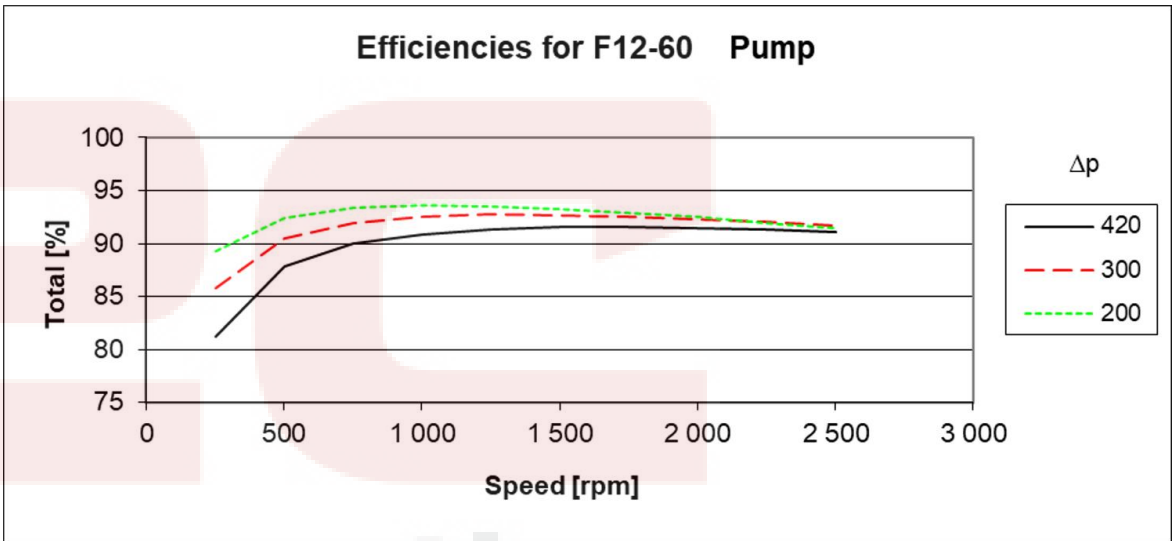
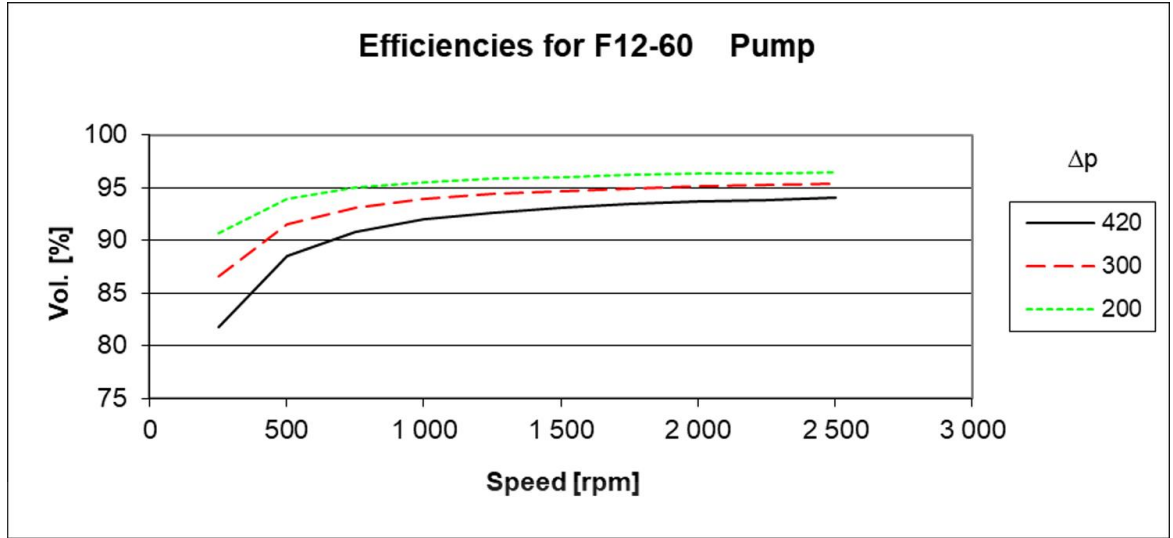
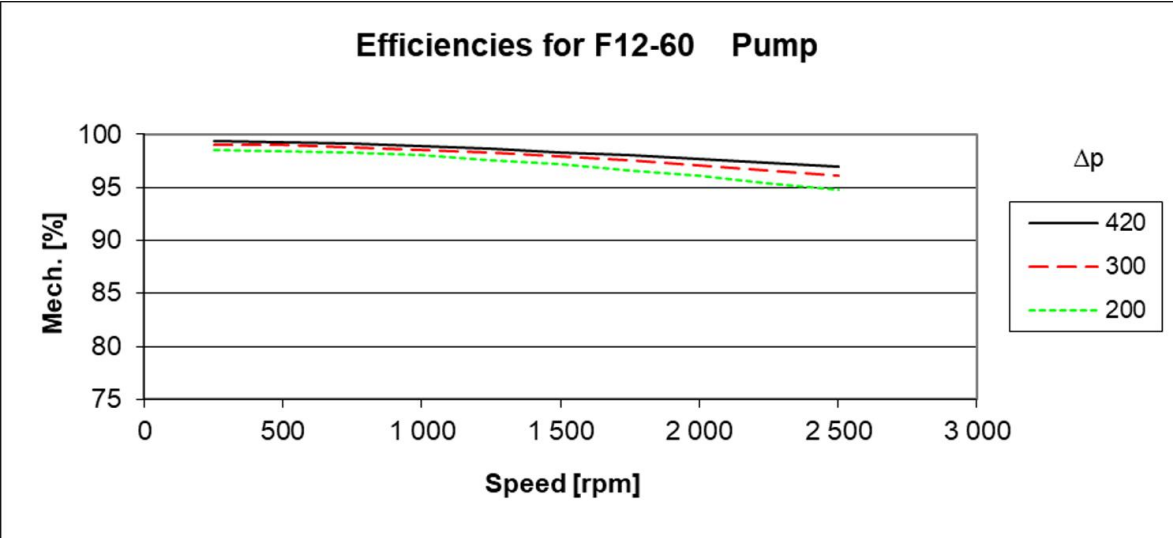


F11 Pump



F12 Pump

F12-60	Pump	
Displacement	59.8 cc/rev	
Max speed	2500 rpm	Intermittent
Max speed	2500 rpm	Continuously
Max pressure	480 bar	Intermittent
Max pressure	420 bar	Continuously
Max Torque	468.8 Nm	
Torque	0.949 Nm/bar	
Max Flow	146.7 Lpm	
Max Power	131.9 kW	



Rpm	250			500			750			1000			1250			1500			1750			2000			2250			2500		
Bar	l/min	Nm	kW	l/min	Nm	kW	l/min	Nm	kW	l/min	Nm	kW	l/min	Nm	kW	l/min	Nm	kW	l/min	Nm	kW	l/min	Nm	kW	l/min	Nm	kW	l/min	Nm	kW
50	14.5	50.7	1.4	29.1	50.5	2.7	43.8	50.6	4.1	58.5	50.9	5.5	73.2	51.4	6.9	87.9	52.2	8.4	102.6	53.1	9.9	117.3	54.1	11.6	132.0	55.2	13.3	146.7	56.5	15.1
100	14.2	98.0	2.7	28.8	97.9	5.3	43.4	98.1	8.0	58.1	98.5	10.7	72.7	99.1	13.4	87.3	99.9	16.2	102.0	100.9	19.0	116.6	101.9	22.0	131.2	103.1	25.0	145.9	104.4	28.1
150	13.9	145.4	4.1	28.4	145.4	8.0	43.0	145.6	12.0	57.6	146.1	15.9	72.2	146.8	20.0	86.7	147.7	24.1	101.3	148.7	28.2	115.9	149.8	32.5	130.5	151.0	36.8	145.0	152.4	41.2
200	13.6	192.8	5.6	28.1	192.8	10.8	42.6	193.2	16.0	57.1	193.7	21.3	71.6	194.5	26.6	86.1	195.4	32.0	100.7	196.5	37.5	115.2	197.6	43.1	129.7	198.9	48.8	144.2	200.3	54.5
250	13.3	240.1	7.1	27.7	240.3	13.6	42.2	240.7	20.2	56.6	241.4	26.8	71.1	242.2	33.4	85.5	243.2	40.2	100.0	244.3	47.0	114.5	245.5	53.9	128.9	246.8	60.9	143.4	248.3	68.0
300	12.9	287.5	8.7	27.3	287.8	16.5	41.7	288.3	24.4	56.1	289.0	32.3	70.5	289.9	40.3	84.9	290.9	48.4	99.3	292.1	56.5	113.7	293.3	64.8	128.1	294.7	73.1	142.5	296.2	81.6
350	12.6	334.9	10.4	27.0	335.2	19.5	41.3	335.8	28.7	55.7	336.6	38.0	70.0	337.5	47.3	84.3	338.6	56.7	98.7	339.9	66.2	113.0	341.2	75.8	127.4	342.6	85.5	141.7	344.2	95.3
400	12.3	382.2	12.2	26.6	382.7	22.6	40.9	383.4	33.1	55.2	384.2	43.7	69.5	385.2	54.4	83.7	386.4	65.2	98.0	387.7	76.0	112.3	389.1	87.0	126.6	390.5	98.1	140.9	392.1	109.2
480	11.8	458.0	15.2	26.0	458.6	27.7	40.2	459.4	40.3	54.4	460.4	53.1	68.6	461.5	66.0	82.8	462.8	79.0	97.0	464.2	92.0	111.2	465.6	105.2	125.3	467.2	118.5	139.5	468.8	131.9

Disclaimer:
Parker PMDE has a continuous policy of product development and although the Company reserves the right to change specifications, it attempts to keep customers informed of any alterations. This publication is for general information only and customers are requested to contact their local Parker dealer for detailed information and advice on a products suitability for specific applications. All products are sold subject to the company's standard conditions of sale.

F12-060-RS-TV-T-000-0000-P0

F12-060



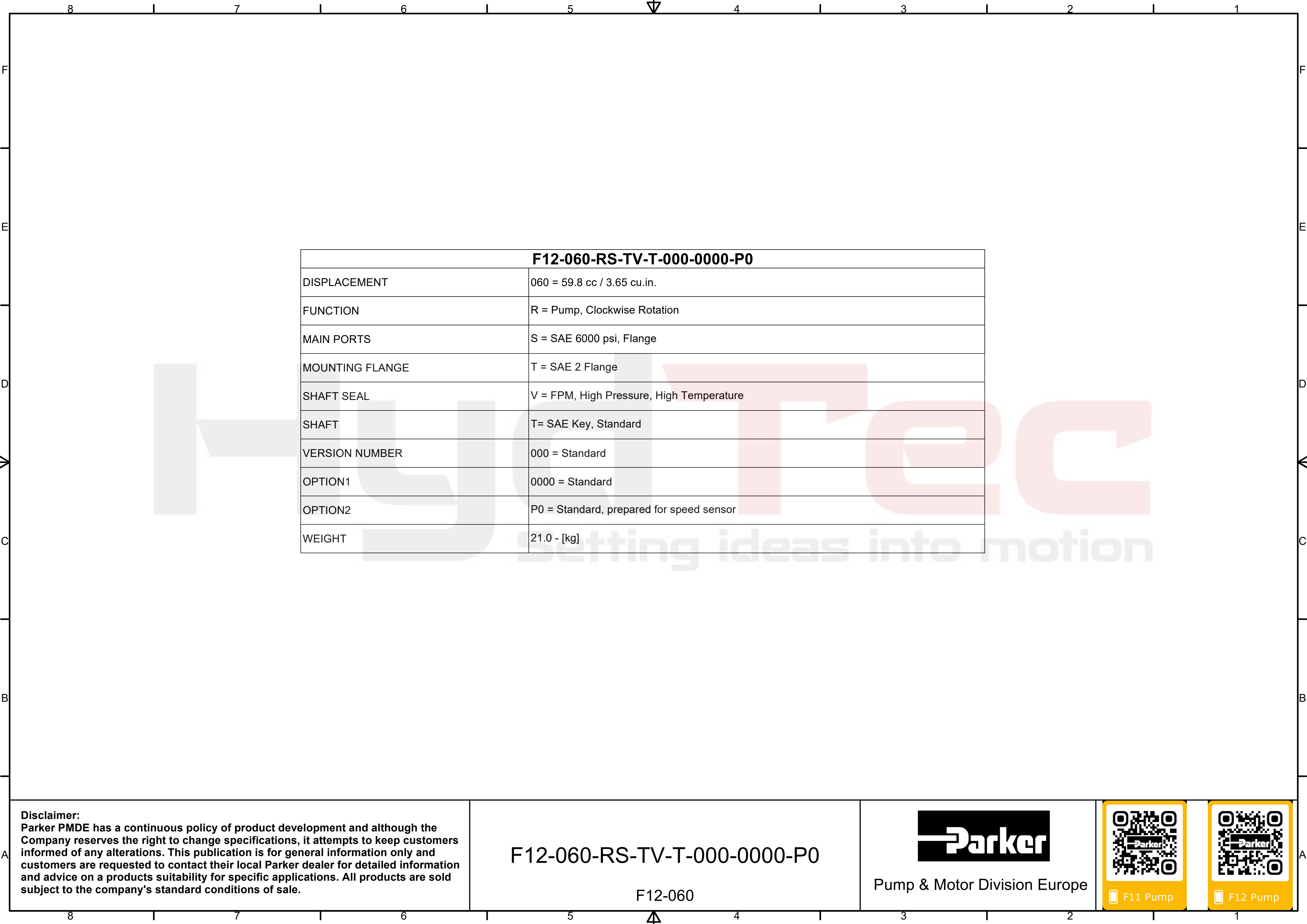
Pump & Motor Division Europe



F11 Pump



F12 Pump



F12-060-RS-TV-T-000-0000-P0	
DISPLACEMENT	060 = 59.8 cc / 3.65 cu.in.
FUNCTION	R = Pump, Clockwise Rotation
MAIN PORTS	S = SAE 6000 psi, Flange
MOUNTING FLANGE	T = SAE 2 Flange
SHAFT SEAL	V = FPM, High Pressure, High Temperature
SHAFT	T= SAE Key, Standard
VERSION NUMBER	000 = Standard
OPTION1	0000 = Standard
OPTION2	P0 = Standard, prepared for speed sensor
WEIGHT	21.0 - [kg]

Disclaimer:
Parker PMDE has a continuous policy of product development and although the Company reserves the right to change specifications, it attempts to keep customers informed of any alterations. This publication is for general information only and customers are requested to contact their local Parker dealer for detailed information and advice on a products suitability for specific applications. All products are sold subject to the company's standard conditions of sale.

F12-060-RS-TV-T-000-0000-P0

F12-060



Pump & Motor Division Europe



F11 Pump



F12 Pump