

Disclaimer:
Parker PMDE has a continuous policy of product development and although the Company reserves the right to change specifications, it attempts to keep customers informed of any alterations. This publication is for general information only and customers are requested to contact their local Parker dealer for detailed information and advice on a products suitability for specific applications. All products are sold subject to the company's standard conditions of sale.

F12-080-MS-SV-S-000-L130-PT

F12-080



Pump & Motor Division Europe



F11 Motor



F12 Motor

F

E

D

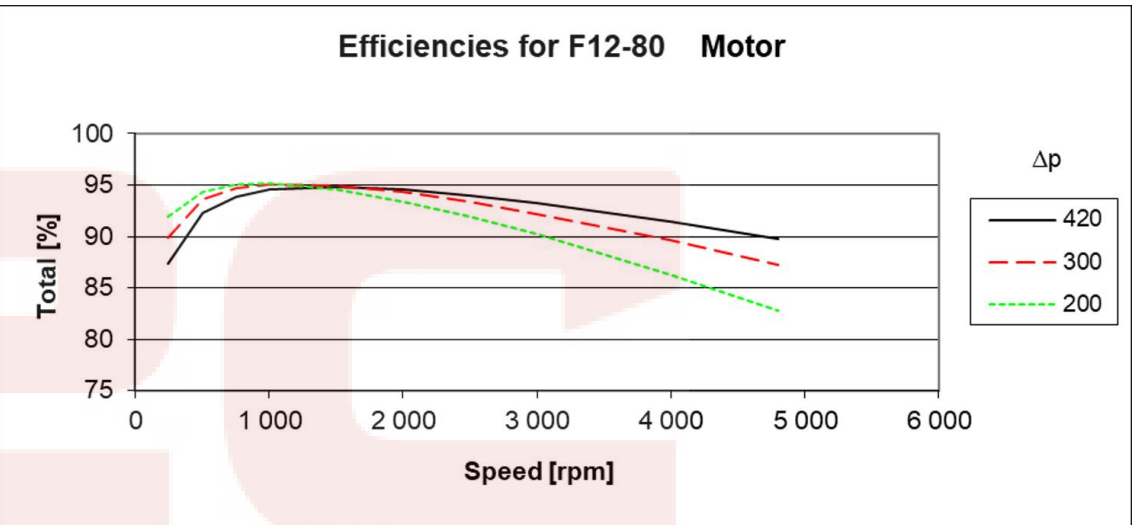
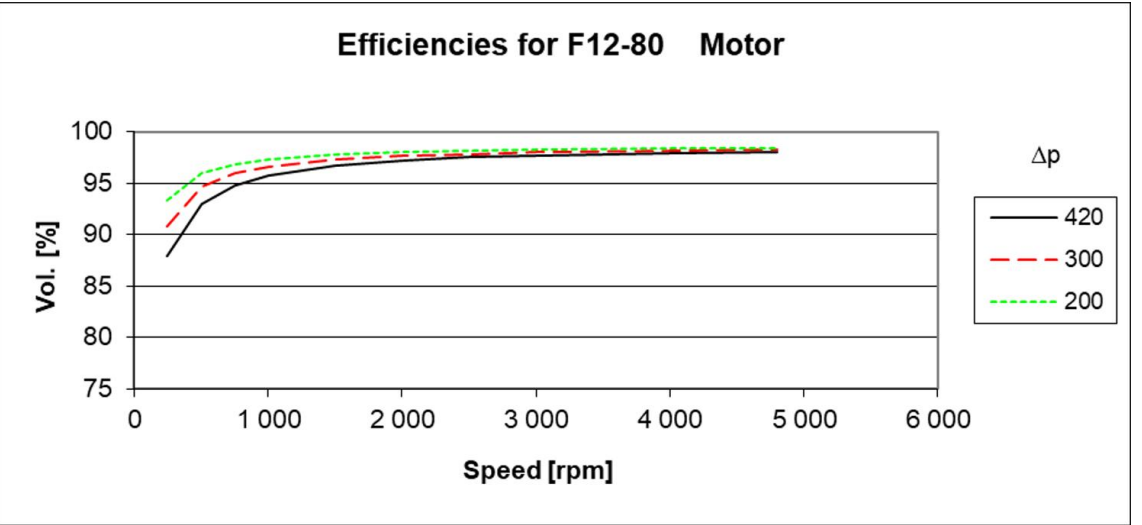
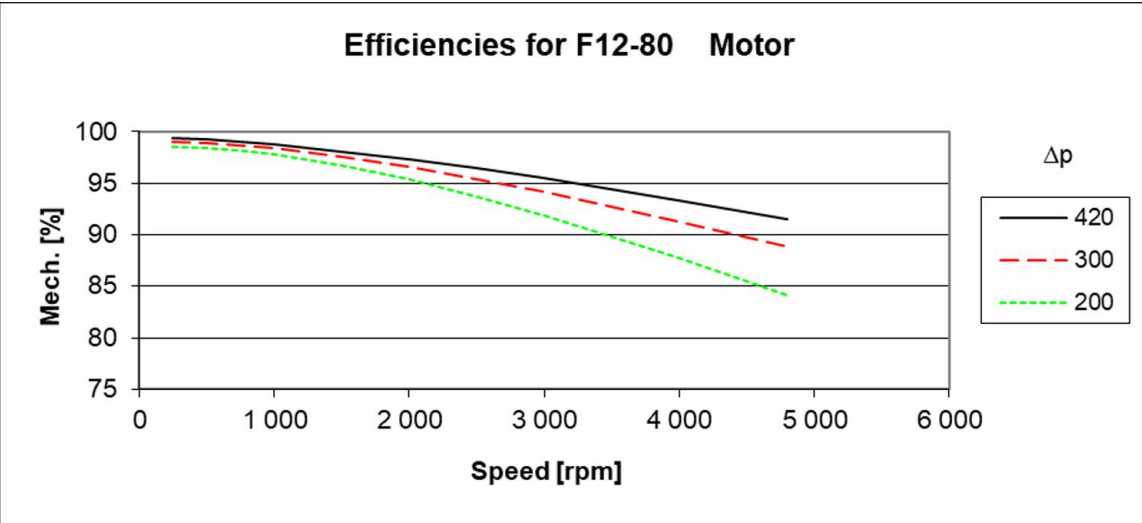
C

B

A

F12-80	Motor	
Displacement	80.4 cc/rev	
Max speed	5300 rpm	Intermittent
Max speed	4800 rpm	Continuously
Max pressure	480 bar	Intermittent
Max pressure	420 bar	Continuously
Max Torque	609.2 Nm	
Torque	1.276 Nm/bar	
Max Flow	393.9 Lpm	
Max Power	279.4 kW	

Rpm	250			500			750			1000			1500			2000			2500			3000			4000			4800		
Bar	l/min	Nm	kW	l/min	Nm	kW	l/min	Nm	kW	l/min	Nm	kW	l/min	Nm	kW	l/min	Nm	kW	l/min	Nm	kW	l/min	Nm	kW	l/min	Nm	kW	l/min	Nm	kW
50	20.7	59.6	1.5	41.0	59.8	3.1	61.4	59.5	4.6	81.8	58.9	6.1	122.5	56.8	8.8	163.2	53.6	11.1	203.9	49.8	12.9	244.7	45.4	14.1	326.1	35.4	14.7	391.3	26.6	13.2
100	20.9	132.5	3.1	41.3	123.6	6.3	61.7	123.2	9.5	82.0	122.5	12.6	122.8	120.1	18.6	163.5	116.9	24.1	204.2	112.9	29.2	245.0	108.4	33.6	326.4	98.2	40.6	391.6	89.3	44.3
150	21.2	187.4	4.7	41.6	187.3	9.5	62.0	186.9	14.3	82.3	186.0	19.1	123.1	183.5	28.3	163.8	180.1	37.1	204.5	176.0	45.4	245.3	171.4	53.1	326.7	161.0	66.6	391.9	152.0	75.4
200	21.5	251.3	6.2	41.9	251.1	12.6	62.3	250.5	19.1	82.6	249.6	25.5	123.4	246.9	38.0	164.1	243.3	50.1	204.8	239.1	61.6	245.6	234.4	72.5	327.0	223.8	92.5	392.2	214.7	106.5
250	21.8	315.2	7.6	42.2	314.9	15.7	62.6	314.2	23.8	82.9	313.2	31.9	123.7	310.3	47.7	164.4	306.5	63.0	205.1	302.2	77.7	245.9	297.4	91.9	327.3	286.6	118.3	392.5	277.4	137.5
300	22.1	379.1	9.0	42.5	378.7	18.8	62.9	377.9	28.5	83.2	376.7	38.2	124.0	373.7	57.3	164.7	369.8	75.8	205.4	365.3	93.8	246.2	360.3	111.2	327.6	349.5	144.1	392.8	340.1	168.4
350	22.4	443.1	10.4	42.8	442.5	21.8	63.2	441.5	33.2	83.5	440.3	44.5	124.3	437.0	66.8	165.0	433.0	88.6	205.7	428.4	109.9	246.5	423.3	130.5	327.9	412.3	169.8	393.1	402.8	199.3
400	22.7	507.0	11.8	43.1	506.3	24.8	63.5	505.2	37.8	83.8	503.8	50.7	124.6	500.4	76.3	165.3	496.2	101.4	206.0	491.5	125.9	246.8	486.3	149.7	328.2	475.1	195.5	393.4	465.5	230.1
480	23.2	609.2	13.8	43.6	608.3	29.5	64.0	607.1	45.1	84.3	605.5	60.6	125.0	601.8	91.4	165.8	597.4	121.7	206.5	592.4	151.4	247.2	587.1	180.4	328.7	575.6	236.5	393.9	565.8	279.4



Disclaimer:
Parker PMDE has a continuous policy of product development and although the Company reserves the right to change specifications, it attempts to keep customers informed of any alterations. This publication is for general information only and customers are requested to contact their local Parker dealer for detailed information and advice on a products suitability for specific applications. All products are sold subject to the company's standard conditions of sale.

F12-080-MS-SV-S-000-L130-PT

F12-080



Pump & Motor Division Europe



F11 Motor



F12 Motor

F

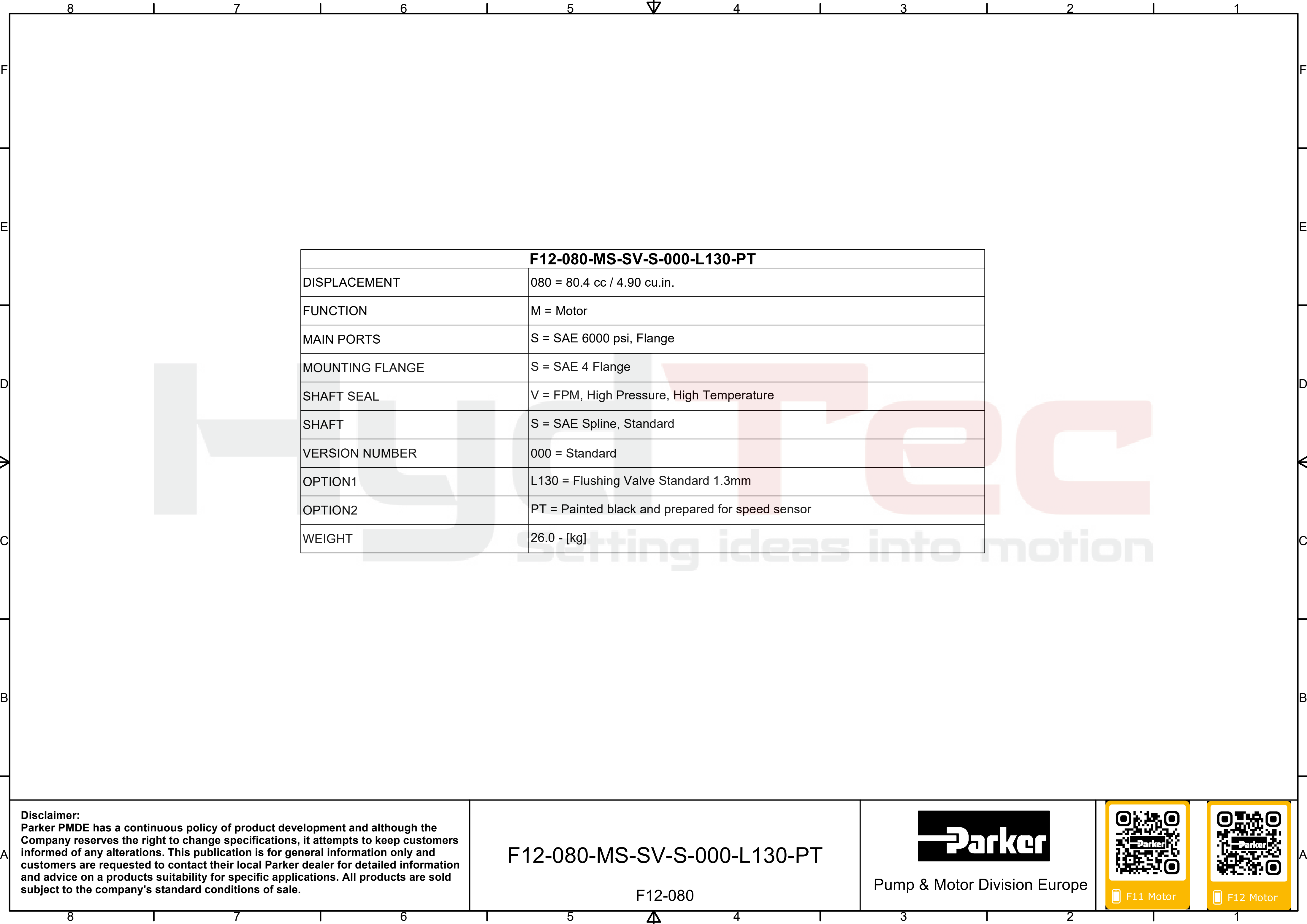
E

D

C

B

A



Disclaimer:
Parker PMDE has a continuous policy of product development and although the Company reserves the right to change specifications, it attempts to keep customers informed of any alterations. This publication is for general information only and customers are requested to contact their local Parker dealer for detailed information and advice on a products suitability for specific applications. All products are sold subject to the company's standard conditions of sale.

F12-080-MS-SV-S-000-L130-PT

F12-080



Pump & Motor Division Europe



F11 Motor



F12 Motor