

Disclaimer:
Parker PMDE has a continuous policy of product development and although the Company reserves the right to change specifications, it attempts to keep customers informed of any alterations. This publication is for general information only and customers are requested to contact their local Parker dealer for detailed information and advice on a products suitability for specific applications. All products are sold subject to the company's standard conditions of sale.

F12-110-MS-SV-T-000-0000-PT

F12-110



Pump & Motor Division Europe

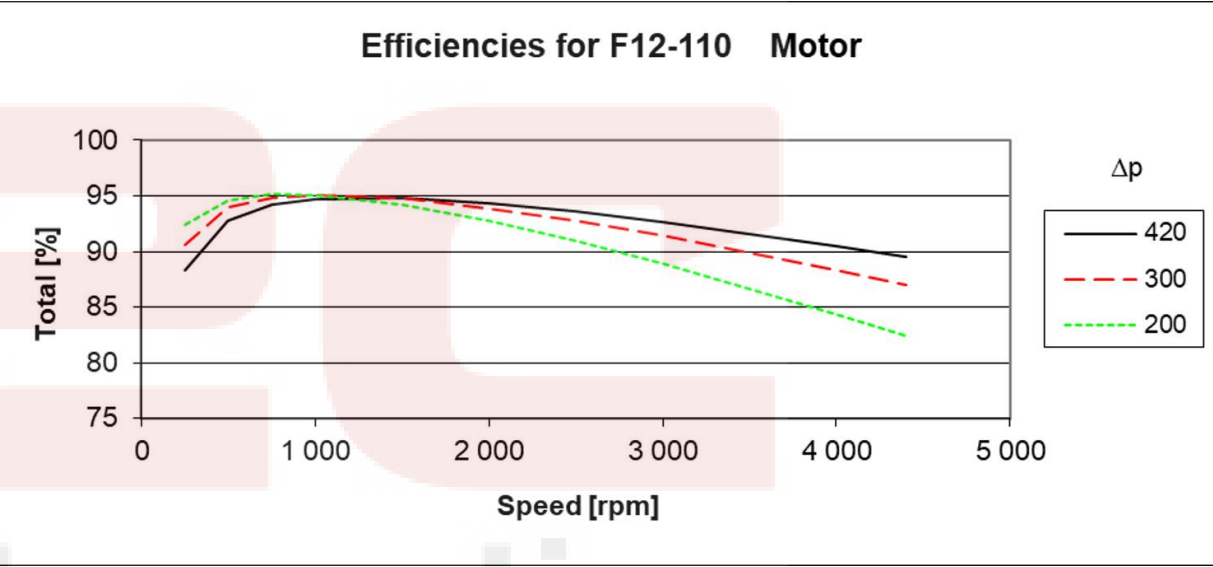
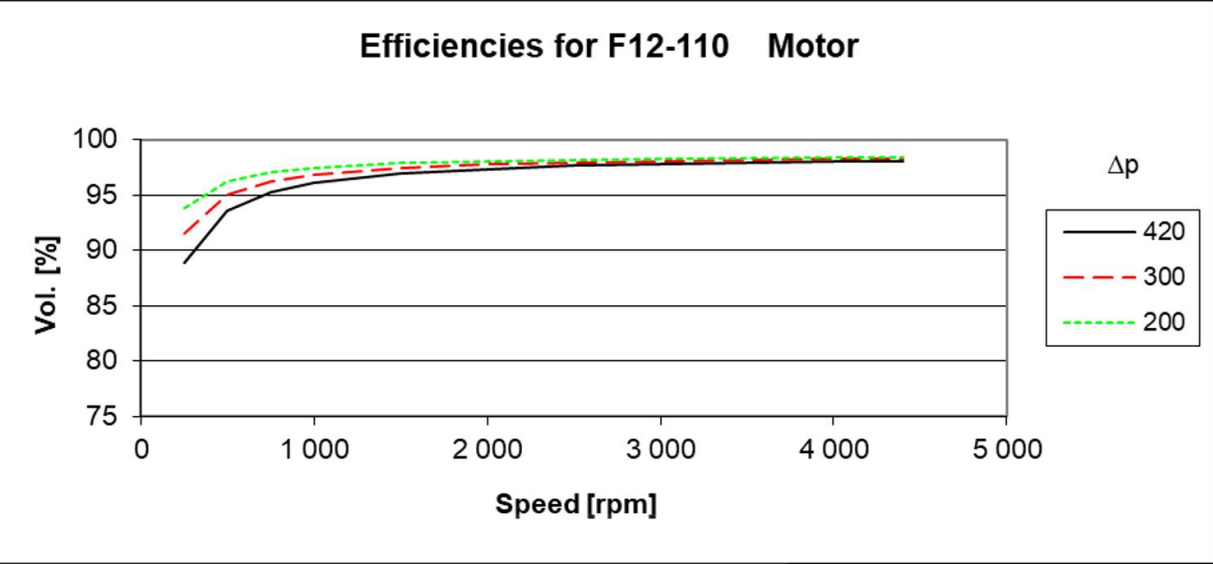
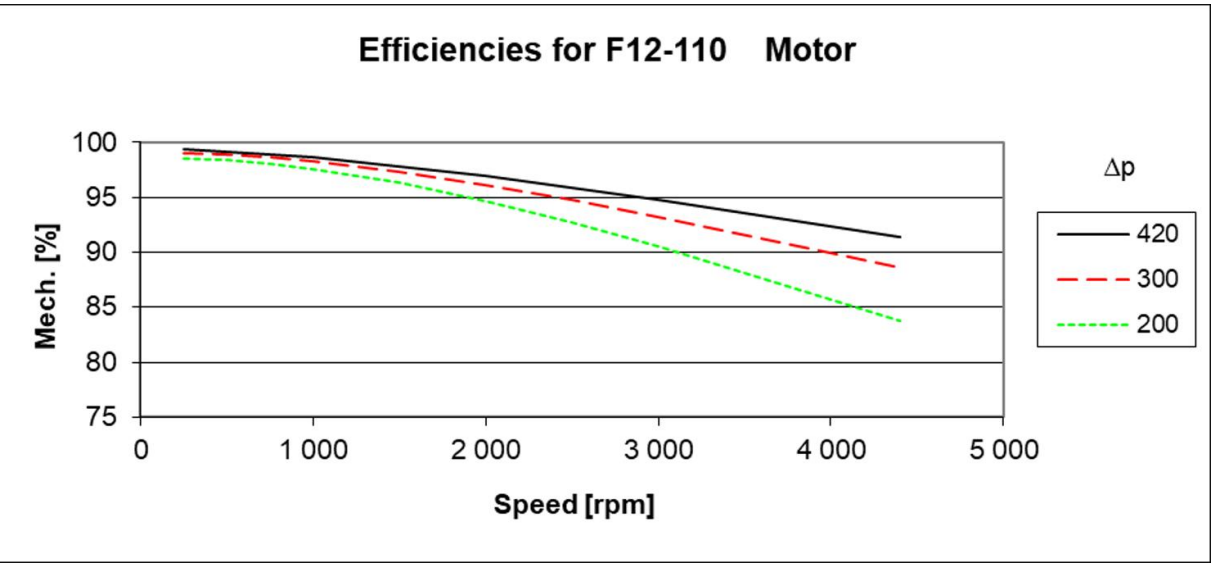


F11 Motor



F12 Motor

F12-110	Motor	
Displacement	80.4 cc/rev	
Max speed	5300 rpm	Intermittent
Max speed	4800 rpm	Continuously
Max pressure	480 bar	Intermittent
Max pressure	420 bar	Continuously
Max Torque	609.2 Nm	
Torque	1.276 Nm/bar	
Max Flow	393.9 Lpm	
Max Power	279.4 kW	



Rpm	250			500			750			1000			1500			2000			2500			3000			4000			4400		
Bar	l/min	Nm	kW	l/min	Nm	kW	l/min	Nm	kW	l/min	Nm	kW	l/min	Nm	kW	l/min	Nm	kW	l/min	Nm	kW	l/min	Nm	kW	l/min	Nm	kW	l/min	Nm	kW
50	29.5	81.6	2.1	58.8	81.8	4.2	88.7	81.3	6.3	120.0	80.2	8.3	188.8	76.4	11.9	270.1	71.2	14.7	370.3	65.0	16.8	499.0	57.8	18.0	918.5	41.9	17.4	1207.7	35.1	16.0
100	28.4	169.1	4.3	56.9	169.1	8.7	85.7	168.4	13.0	115.1	167.1	17.2	176.9	163.2	25.3	244.0	157.7	32.6	318.0	151.3	39.1	400.8	144.0	44.7	602.1	127.8	52.9	700.3	120.9	55.0
150	28.1	256.6	6.4	56.3	256.5	13.0	84.7	255.6	19.6	113.6	254.1	26.1	173.3	249.9	38.6	236.3	244.2	50.4	303.7	237.6	61.3	376.2	230.2	71.3	540.1	213.7	88.4	614.3	206.7	94.1
200	28.0	344.2	8.5	56.0	343.8	17.4	84.2	342.7	26.2	112.8	341.1	34.9	171.5	336.6	51.9	232.7	330.7	68.1	297.0	323.9	83.5	364.9	316.4	97.9	513.7	299.7	123.8	578.7	292.6	133.0
250	27.9	431.7	10.5	55.8	431.1	21.6	83.9	429.8	32.7	112.4	428.1	43.7	170.5	423.3	65.1	230.6	417.2	85.8	293.1	410.2	105.6	358.5	402.5	124.5	499.0	385.6	159.2	559.3	378.4	171.9
300	27.8	519.2	12.5	55.7	518.4	25.9	83.7	517.0	39.2	112.1	515.1	52.4	169.8	510.0	78.3	229.2	503.7	103.4	290.6	496.6	127.7	354.4	488.7	150.9	489.7	471.5	194.5	547.1	464.3	210.8
350	27.8	606.7	14.4	55.6	605.7	30.0	83.6	604.1	45.6	111.9	602.0	61.0	169.3	596.7	91.4	228.2	590.2	121.0	288.8	582.9	149.6	351.4	574.9	177.4	483.2	557.4	229.8	538.6	550.1	249.5
400	27.7	694.2	16.3	55.5	693.0	34.1	83.5	691.3	51.9	111.7	689.0	69.6	168.9	683.5	104.4	227.5	676.7	138.5	287.5	669.2	171.6	349.3	661.0	203.7	478.5	643.4	265.0	532.5	636.0	288.3
480	27.7	834.2	19.2	55.5	832.7	40.6	83.4	830.7	62.0	111.5	828.2	83.2	168.5	822.2	125.2	226.6	815.2	166.3	286.0	807.3	206.6	346.8	798.9	245.8	473.1	780.8	321.1	525.5	773.3	350.1

Disclaimer:
Parker PMDE has a continuous policy of product development and although the Company reserves the right to change specifications, it attempts to keep customers informed of any alterations. This publication is for general information only and customers are requested to contact their local Parker dealer for detailed information and advice on a products suitability for specific applications. All products are sold subject to the company's standard conditions of sale.

F12-110-MS-SV-T-000-0000-PT

F12-110



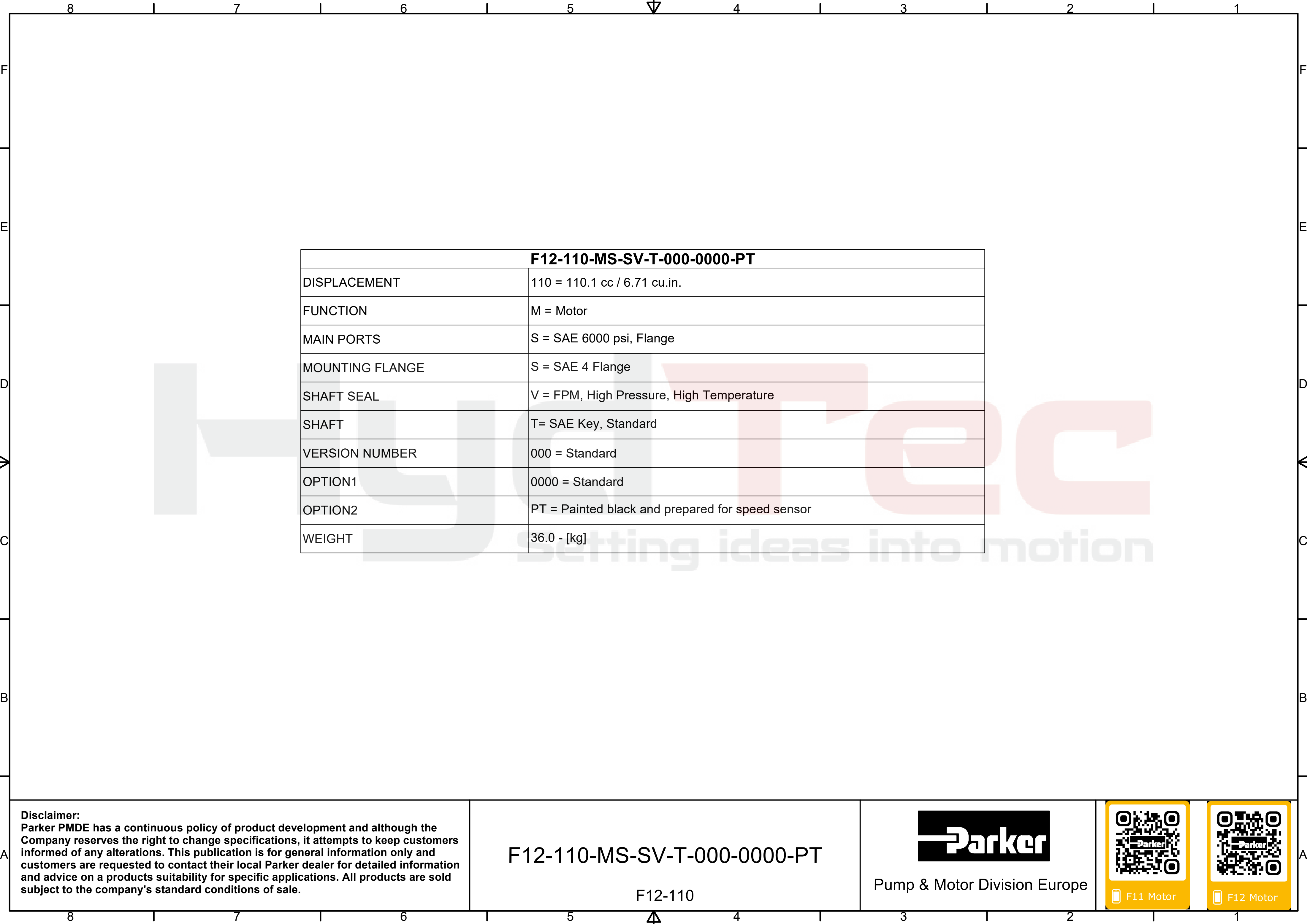
Pump & Motor Division Europe



F11 Motor



F12 Motor



F12-110-MS-SV-T-000-0000-PT	
DISPLACEMENT	110 = 110.1 cc / 6.71 cu.in.
FUNCTION	M = Motor
MAIN PORTS	S = SAE 6000 psi, Flange
MOUNTING FLANGE	S = SAE 4 Flange
SHAFT SEAL	V = FPM, High Pressure, High Temperature
SHAFT	T= SAE Key, Standard
VERSION NUMBER	000 = Standard
OPTION1	0000 = Standard
OPTION2	PT = Painted black and prepared for speed sensor
WEIGHT	36.0 - [kg]

Disclaimer:
Parker PMDE has a continuous policy of product development and although the Company reserves the right to change specifications, it attempts to keep customers informed of any alterations. This publication is for general information only and customers are requested to contact their local Parker dealer for detailed information and advice on a products suitability for specific applications. All products are sold subject to the company's standard conditions of sale.

F12-110-MS-SV-T-000-0000-PT

F12-110



Pump & Motor Division Europe



F11 Motor



F12 Motor