

Disclaimer:
Parker PMDE has a continuous policy of product development and although the Company reserves the right to change specifications, it attempts to keep customers informed of any alterations. This publication is for general information only and customers are requested to contact their local Parker dealer for detailed information and advice on a products suitability for specific applications. All products are sold subject to the company's standard conditions of sale.

F12-152-LF-SV-S-000-0000-P0

F12-152



Pump & Motor Division Europe

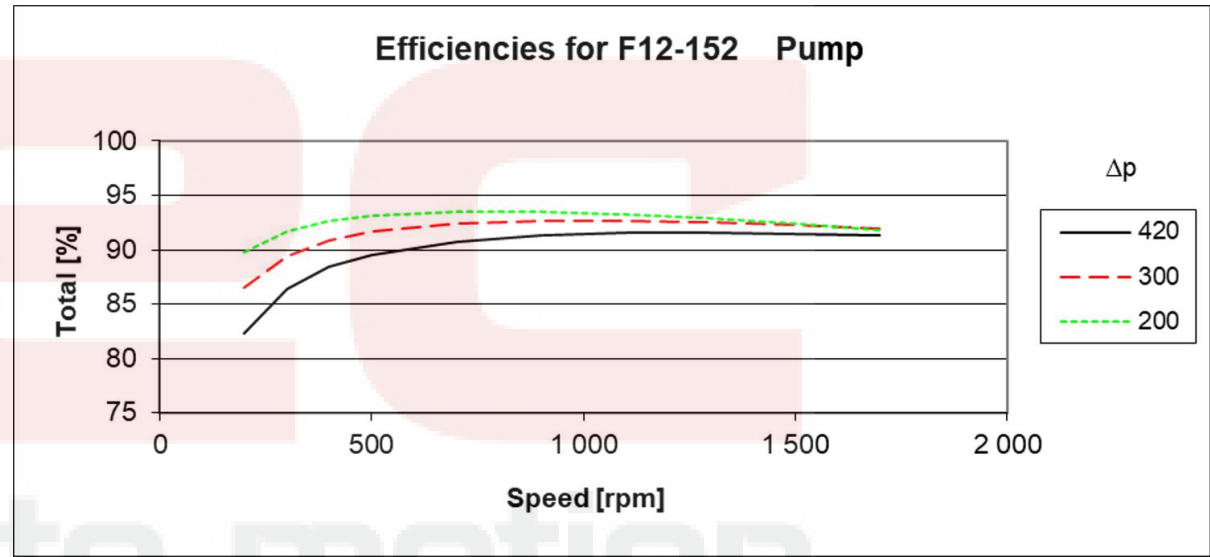
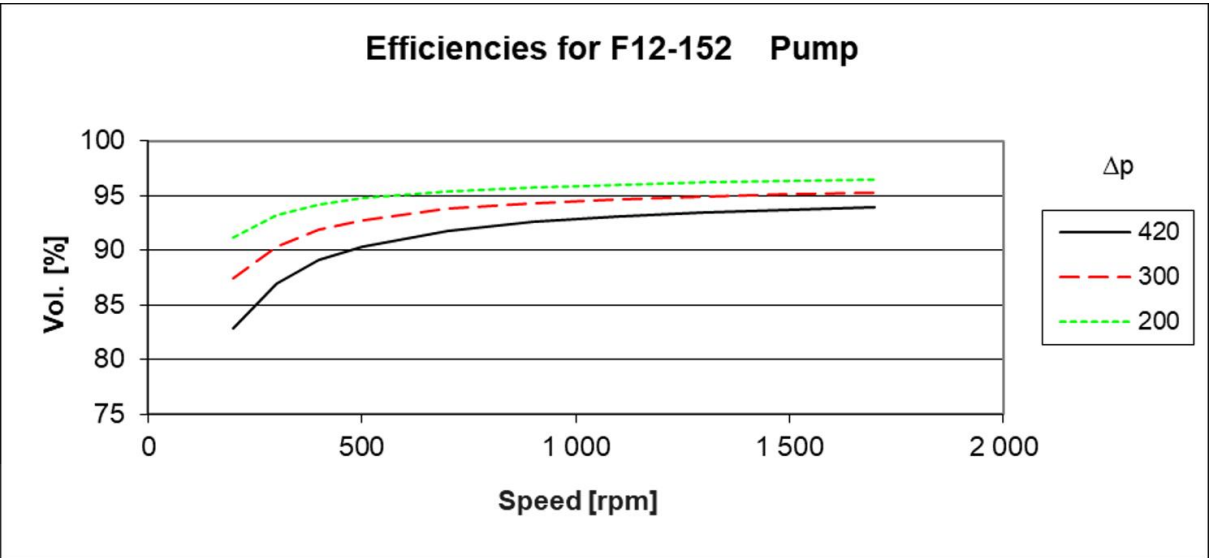
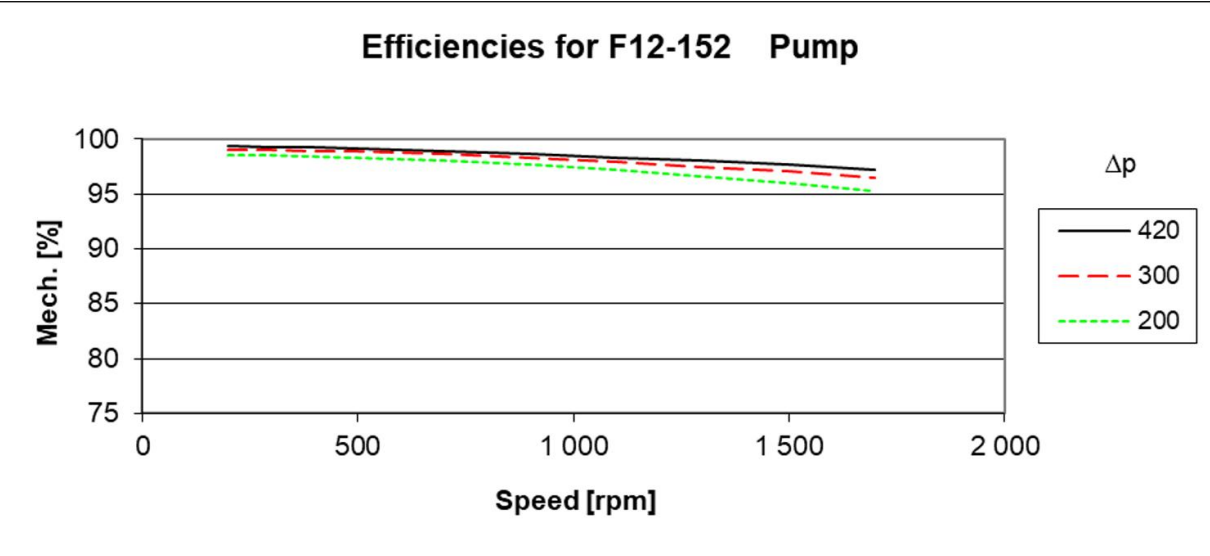


F11 Pump



F12 Pump

F12-152	Pump	
Displacement	149.8 cc/rev	
Max speed	1700 rpm	Intermittent
Max speed	1700 rpm	Continuously
Max pressure	480 bar	Intermittent
Max pressure	420 bar	Continuously
Max Torque	1171.2 Nm	
Torque	2.378 Nm/bar	
Max Flow	249.9 Lpm	
Max Power	224.3 kW	



Rpm	200			300			400			500			700			900			1100			1300			1500			1700		
Bar	l/min	Nm	kW	l/min	Nm	kW	l/min	Nm	kW	l/min	Nm	kW	l/min	Nm	kW	l/min	Nm	kW	l/min	Nm	kW	l/min	Nm	kW	l/min	Nm	kW	l/min	Nm	kW
50	29.0	126.8	2.8	43.7	126.5	4.1	58.5	126.4	5.4	73.2	126.5	6.8	102.6	127.3	9.6	132.1	128.7	12.4	161.5	130.6	15.4	191.0	133.1	18.5	220.4	135.9	21.8	249.9	139.1	25.3
100	28.4	245.5	5.4	43.1	245.3	8.1	57.8	245.3	10.7	72.4	245.6	13.3	101.8	246.5	18.7	131.1	248.1	24.1	160.4	250.2	29.7	189.8	252.8	35.4	219.1	255.8	41.3	248.4	259.1	47.4
150	27.9	364.2	8.2	42.5	364.1	12.1	57.1	364.3	16.1	71.7	364.6	20.0	100.9	365.8	27.9	130.1	367.6	36.0	159.3	369.8	44.2	188.5	372.6	52.5	217.8	375.7	61.1	247.0	379.1	69.8
200	27.3	482.9	11.1	41.9	482.9	16.3	56.4	483.2	21.6	71.0	483.6	26.8	100.1	485.0	37.4	129.1	487.0	48.0	158.2	489.4	58.9	187.3	492.3	69.9	216.4	495.6	81.0	245.5	499.1	92.4
250	26.8	601.6	14.1	41.2	601.7	20.7	55.7	602.1	27.2	70.2	602.7	33.8	99.2	604.3	47.0	128.2	606.4	60.3	157.1	609.0	73.8	186.1	612.1	87.4	215.1	615.5	101.3	244.1	619.1	115.3
300	26.2	720.2	17.3	40.6	720.5	25.1	55.0	721.0	33.0	69.5	721.7	40.9	98.3	723.5	56.7	127.2	725.8	72.7	156.0	728.6	88.9	184.9	731.8	105.2	213.7	735.3	121.8	242.6	739.2	138.5
350	25.6	838.9	20.6	40.0	839.4	29.7	54.3	840.0	38.9	68.7	840.8	48.1	97.5	842.8	66.6	126.2	845.3	85.3	154.9	848.2	104.2	183.7	851.6	123.2	212.4	855.2	142.5	241.1	859.2	162.0
400	25.0	957.6	24.1	39.3	958.2	34.5	53.7	958.9	45.0	68.0	959.8	55.5	96.6	962.0	76.8	125.2	964.7	98.2	153.8	967.8	119.7	182.4	971.3	141.5	211.1	975.1	163.5	239.7	979.2	185.7
480	24.1	1147.5	29.9	38.3	1148.3	42.4	52.5	1149.2	55.0	66.8	1150.3	67.8	95.2	1152.8	93.3	123.6	1155.8	119.1	152.1	1159.2	145.1	180.5	1162.9	171.3	208.9	1167.0	197.7	237.3	1171.2	224.3

Disclaimer:
Parker PMDE has a continuous policy of product development and although the Company reserves the right to change specifications, it attempts to keep customers informed of any alterations. This publication is for general information only and customers are requested to contact their local Parker dealer for detailed information and advice on a products suitability for specific applications. All products are sold subject to the company's standard conditions of sale.

F12-152-LF-SV-S-000-0000-P0

F12-152



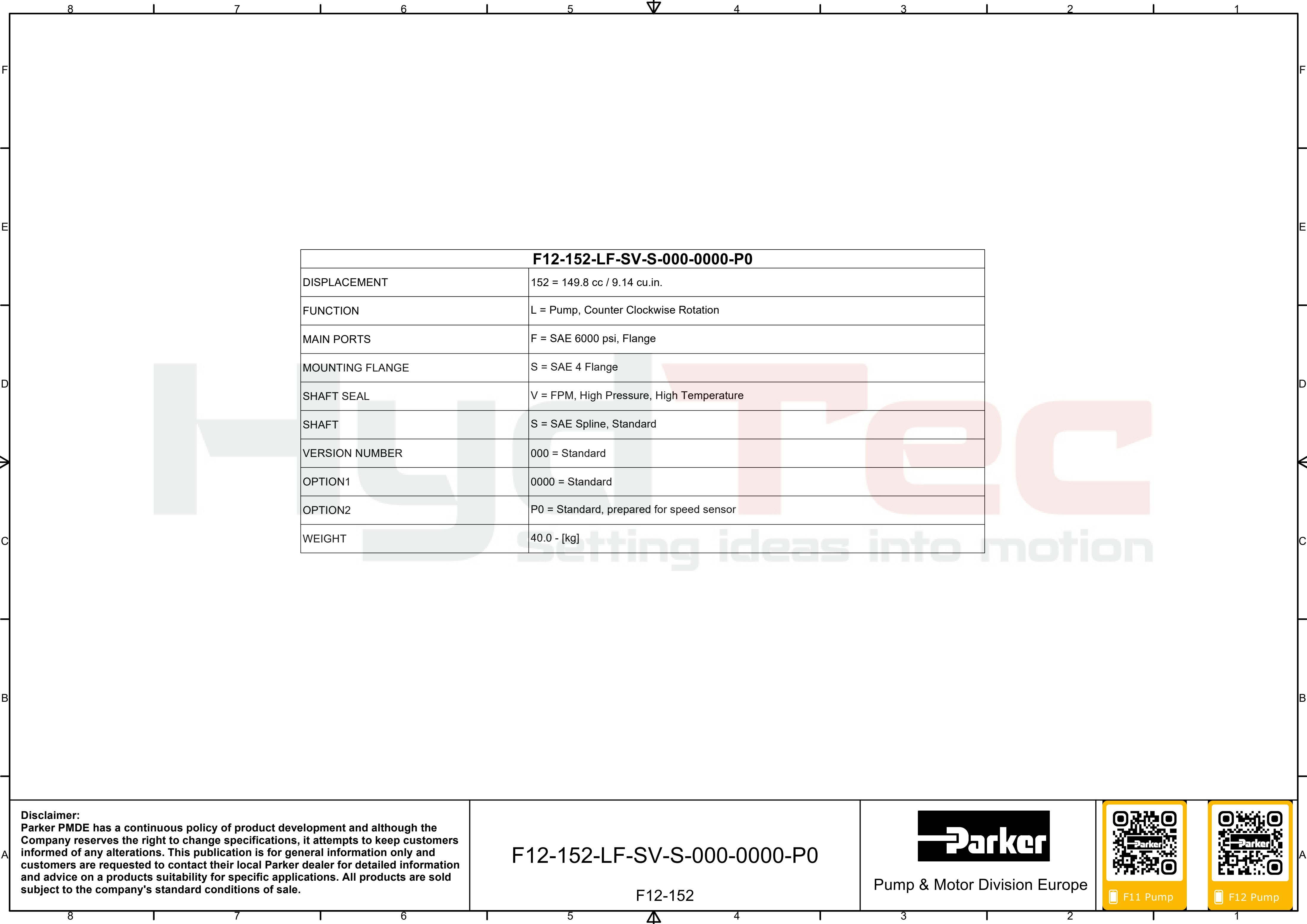
Pump & Motor Division Europe



F11 Pump



F12 Pump



F12-152-LF-SV-S-000-0000-P0	
DISPLACEMENT	152 = 149.8 cc / 9.14 cu.in.
FUNCTION	L = Pump, Counter Clockwise Rotation
MAIN PORTS	F = SAE 6000 psi, Flange
MOUNTING FLANGE	S = SAE 4 Flange
SHAFT SEAL	V = FPM, High Pressure, High Temperature
SHAFT	S = SAE Spline, Standard
VERSION NUMBER	000 = Standard
OPTION1	0000 = Standard
OPTION2	P0 = Standard, prepared for speed sensor
WEIGHT	40.0 - [kg]

Disclaimer:
Parker PMDE has a continuous policy of product development and although the Company reserves the right to change specifications, it attempts to keep customers informed of any alterations. This publication is for general information only and customers are requested to contact their local Parker dealer for detailed information and advice on a products suitability for specific applications. All products are sold subject to the company's standard conditions of sale.

F12-152-LF-SV-S-000-0000-P0

F12-152



Pump & Motor Division Europe



F11 Pump



F12 Pump