

Disclaimer:
Parker PMDE has a continuous policy of product development and although the Company reserves the right to change specifications, it attempts to keep customers informed of any alterations. This publication is for general information only and customers are requested to contact their local Parker dealer for detailed information and advice on a products suitability for specific applications. All products are sold subject to the company's standard conditions of sale.

F12-152-SF-IV-K-000-0000-P0

F12-152



Pump & Motor Division Europe

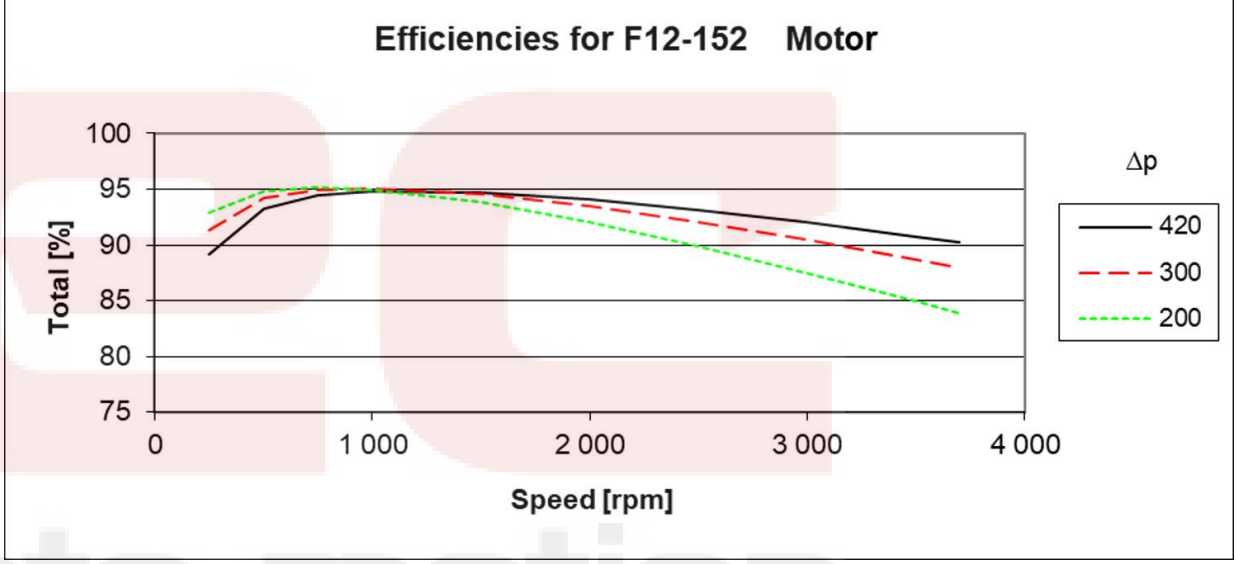
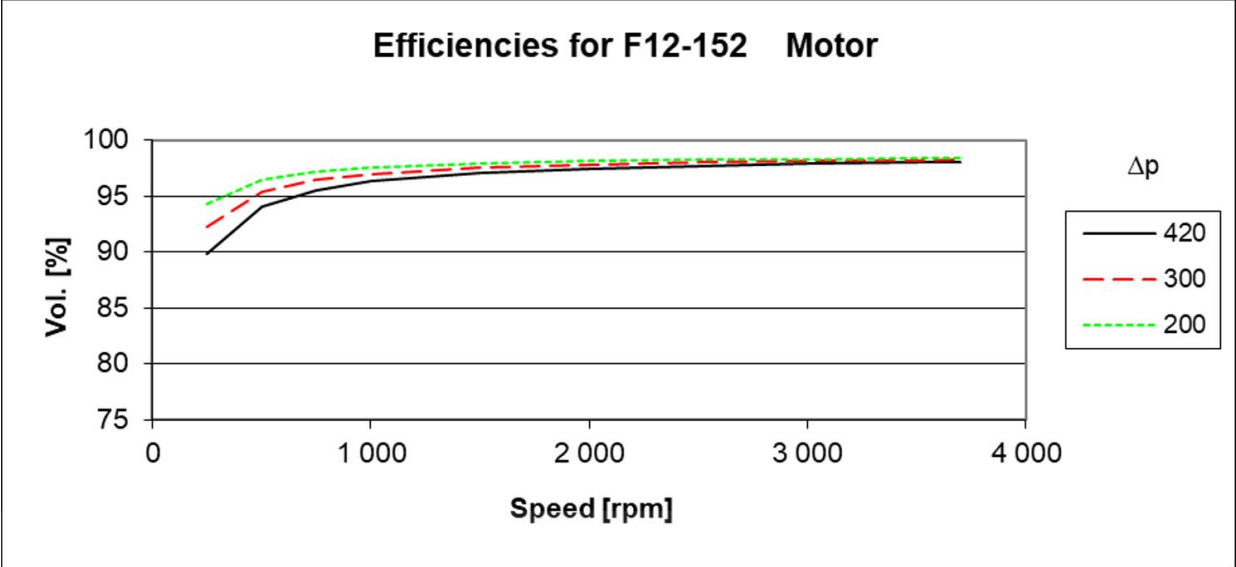
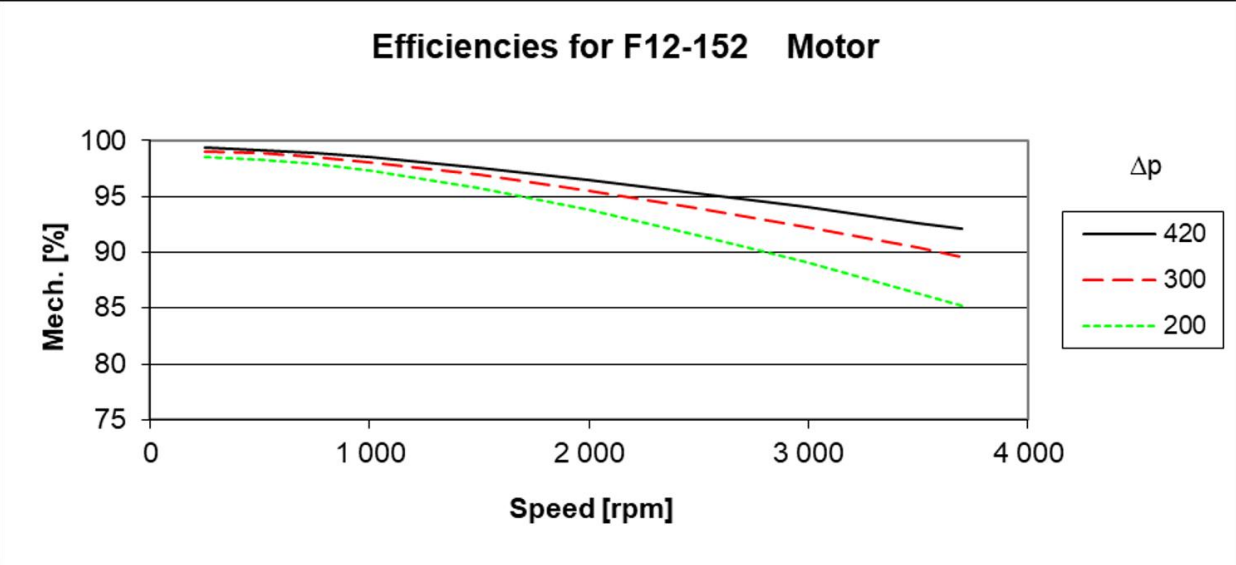


F11 Motor



F12 Motor

| | | |
|--------------|--------------|--------------|
| F12-152 | Motor | |
| Displacement | 149.8 cc/rev | |
| Max speed | 4000 rpm | Intermittent |
| Max speed | 3700 rpm | Continuously |
| Max pressure | 480 bar | Intermittent |
| Max pressure | 420 bar | Continuously |
| Max Torque | 1134.8 Nm | |
| Torque | 2.378 Nm/bar | |
| Max Flow | 601.2 Lpm | |
| Max Power | 403.3 kW | |



| Rpm | 250 | | | 500 | | | 750 | | | 1000 | | | 1500 | | | 2000 | | | 2500 | | | 3000 | | | 3500 | | | 3700 | | |
|-----|-------|--------|------|-------|--------|------|-------|--------|------|-------|--------|-------|-------|--------|-------|-------|--------|-------|-------|--------|-------|-------|--------|-------|--------|--------|-------|--------|--------|-------|
| Bar | l/min | Nm | kW | l/min | Nm | kW | l/min | Nm | kW | l/min | Nm | kW | l/min | Nm | kW | l/min | Nm | kW | l/min | Nm | kW | l/min | Nm | kW | l/min | Nm | kW | l/min | Nm | kW |
| 50 | 40.1 | 111.2 | 2.8 | 80.0 | 111.3 | 5.7 | 120.8 | 110.2 | 8.5 | 163.3 | 108.2 | 11.2 | 256.9 | 101.9 | 15.8 | 367.5 | 93.4 | 19.3 | 503.8 | 83.3 | 21.5 | 678.9 | 72.0 | 22.4 | 1093.4 | 59.8 | 21.7 | 1381.8 | 54.7 | 21.0 |
| 100 | 38.7 | 230.2 | 5.8 | 77.4 | 230.0 | 11.8 | 116.6 | 228.7 | 17.6 | 156.6 | 226.4 | 23.3 | 240.7 | 219.8 | 34.0 | 331.9 | 211.0 | 43.6 | 432.7 | 200.6 | 51.9 | 545.3 | 189.1 | 58.7 | 716.8 | 176.7 | 64.0 | 801.2 | 171.6 | 65.7 |
| 150 | 38.3 | 349.2 | 8.7 | 76.6 | 348.7 | 17.8 | 115.2 | 347.2 | 26.7 | 154.5 | 344.7 | 35.4 | 235.7 | 337.7 | 52.2 | 321.6 | 328.5 | 67.8 | 413.2 | 317.9 | 82.1 | 511.8 | 306.2 | 94.9 | 643.0 | 293.7 | 106.3 | 702.8 | 288.5 | 110.3 |
| 200 | 38.0 | 468.2 | 11.6 | 76.2 | 467.5 | 23.7 | 114.6 | 465.7 | 35.6 | 153.5 | 463.0 | 47.4 | 233.3 | 455.6 | 70.3 | 316.6 | 446.1 | 91.9 | 404.1 | 435.3 | 112.2 | 496.5 | 423.3 | 131.1 | 611.5 | 410.6 | 148.4 | 662.1 | 405.3 | 154.9 |
| 250 | 37.9 | 587.3 | 14.4 | 75.9 | 586.2 | 29.5 | 114.2 | 584.1 | 44.5 | 152.9 | 581.2 | 59.4 | 231.9 | 573.4 | 88.3 | 313.7 | 563.7 | 116.0 | 398.8 | 552.6 | 142.3 | 487.8 | 540.4 | 167.2 | 594.1 | 527.5 | 190.6 | 639.9 | 522.2 | 199.5 |
| 300 | 37.8 | 706.3 | 17.1 | 75.8 | 705.0 | 35.3 | 113.9 | 702.6 | 53.4 | 152.5 | 699.5 | 71.2 | 231.0 | 691.3 | 106.2 | 311.8 | 681.3 | 140.0 | 395.4 | 669.9 | 172.3 | 482.1 | 657.6 | 203.2 | 583.0 | 644.5 | 232.6 | 625.9 | 639.1 | 243.9 |
| 350 | 37.8 | 825.3 | 19.8 | 75.6 | 823.7 | 41.0 | 113.8 | 821.1 | 62.1 | 152.2 | 817.7 | 83.0 | 230.3 | 809.2 | 124.1 | 310.5 | 798.9 | 163.9 | 393.0 | 787.3 | 202.3 | 478.2 | 774.7 | 239.2 | 575.3 | 761.4 | 274.6 | 616.3 | 756.0 | 288.3 |
| 400 | 37.7 | 944.4 | 22.4 | 75.6 | 942.4 | 46.6 | 113.6 | 939.6 | 70.8 | 152.0 | 936.0 | 94.8 | 229.8 | 927.1 | 141.9 | 309.5 | 916.5 | 187.7 | 391.2 | 904.6 | 232.2 | 475.2 | 891.8 | 275.1 | 569.7 | 878.4 | 316.5 | 609.2 | 872.9 | 332.6 |
| 480 | 37.7 | 1134.8 | 26.4 | 75.5 | 1132.4 | 55.5 | 113.5 | 1129.2 | 84.6 | 151.7 | 1125.2 | 113.4 | 229.2 | 1115.7 | 170.2 | 308.3 | 1104.6 | 225.7 | 389.1 | 1092.3 | 279.8 | 471.9 | 1079.2 | 332.4 | 563.3 | 1065.5 | 383.3 | 601.2 | 1059.9 | 403.3 |

Disclaimer:
Parker PMDE has a continuous policy of product development and although the Company reserves the right to change specifications, it attempts to keep customers informed of any alterations. This publication is for general information only and customers are requested to contact their local Parker dealer for detailed information and advice on a products suitability for specific applications. All products are sold subject to the company's standard conditions of sale.

F12-152-SF-IV-K-000-0000-P0

F12-152



Pump & Motor Division Europe



F11 Motor



F12 Motor

87654321

F

E

D

C

B

A

87654321

F

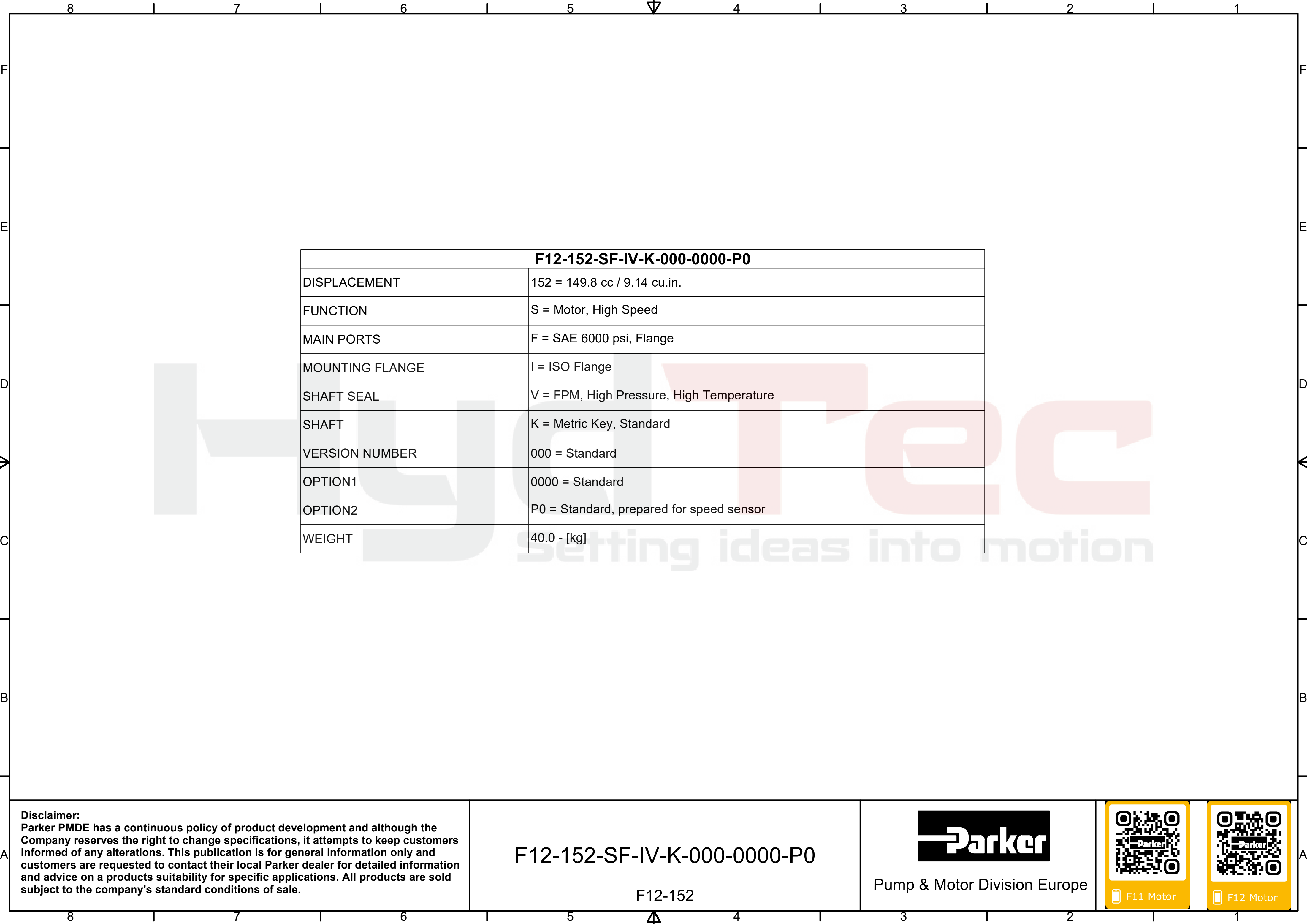
E

D

C

B

A



| F12-152-SF-IV-K-000-0000-P0 | |
|-----------------------------|--|
| DISPLACEMENT | 152 = 149.8 cc / 9.14 cu.in. |
| FUNCTION | S = Motor, High Speed |
| MAIN PORTS | F = SAE 6000 psi, Flange |
| MOUNTING FLANGE | I = ISO Flange |
| SHAFT SEAL | V = FPM, High Pressure, High Temperature |
| SHAFT | K = Metric Key, Standard |
| VERSION NUMBER | 000 = Standard |
| OPTION1 | 0000 = Standard |
| OPTION2 | P0 = Standard, prepared for speed sensor |
| WEIGHT | 40.0 - [kg] |

Disclaimer:
Parker PMDE has a continuous policy of product development and although the Company reserves the right to change specifications, it attempts to keep customers informed of any alterations. This publication is for general information only and customers are requested to contact their local Parker dealer for detailed information and advice on a products suitability for specific applications. All products are sold subject to the company's standard conditions of sale.

F12-152-SF-IV-K-000-0000-P0

F12-152



Pump & Motor Division Europe



F11 Motor



F12 Motor