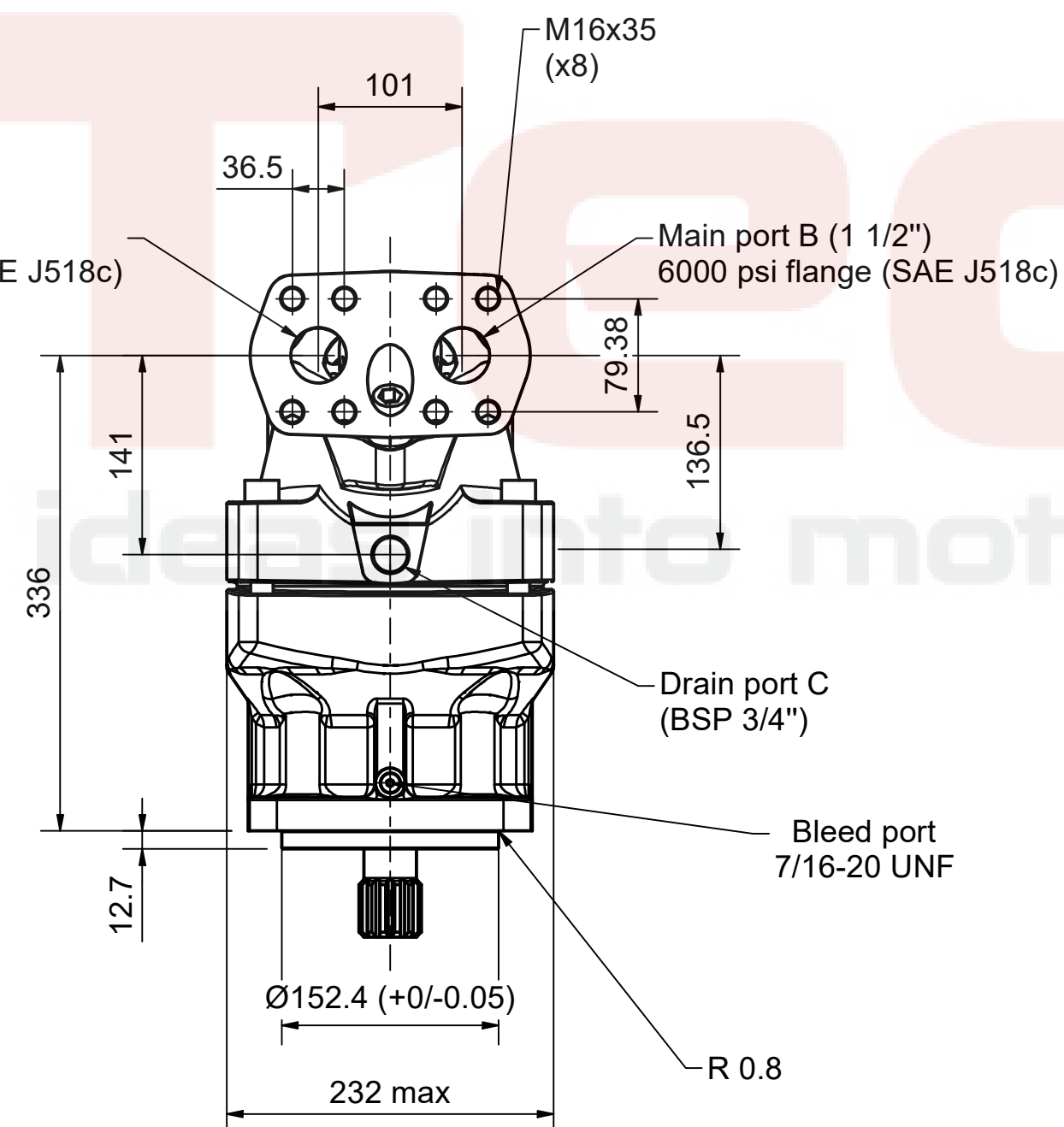


Type S spline shaft  
SAE J498b, class 1;  
30° involute spline;  
13T-8/16 DP;  
flat root, side fit

Main port A (1 1/2")  
6000 psi flange (SAE J518c)



**Disclaimer:**  
Parker PMDE has a continuous policy of product development and although the Company reserves the right to change specifications, it attempts to keep customers informed of any alterations. This publication is for general information only and customers are requested to contact their local Parker dealer for detailed information and advice on a products suitability for specific applications. All products are sold subject to the company's standard conditions of sale.

F12-250-RF-SV-S-000-0000-P0

F12-250



Pump & Motor Division Europe



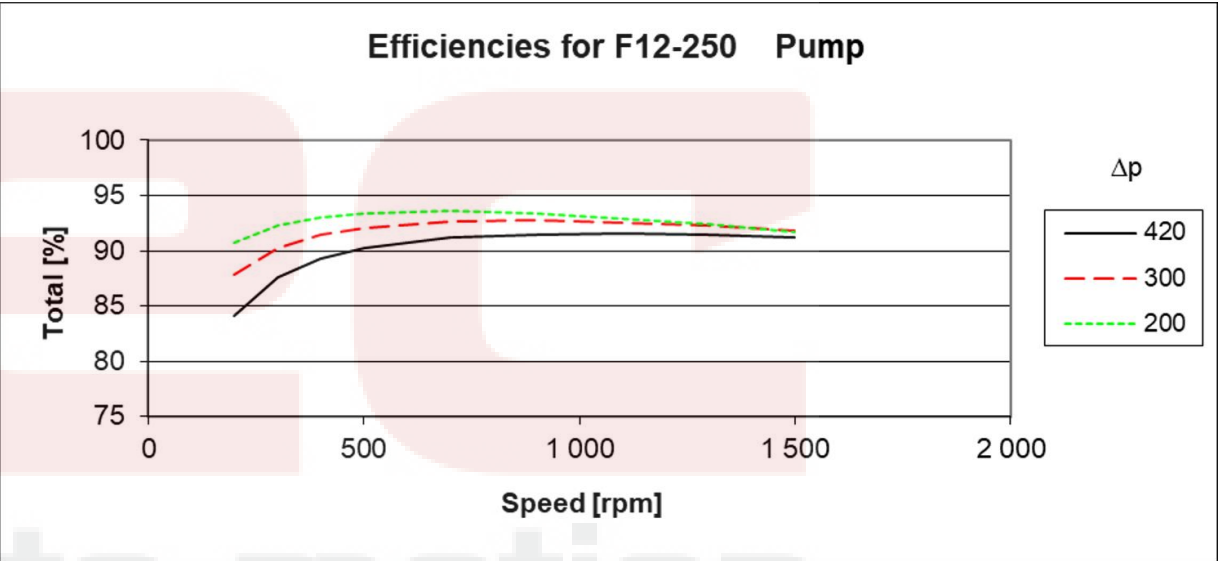
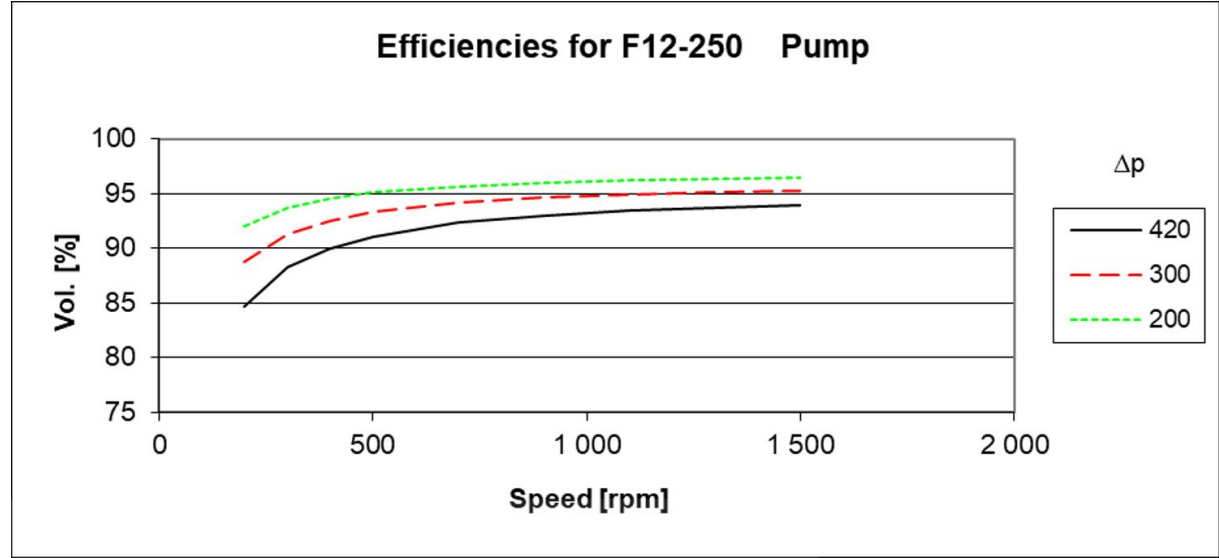
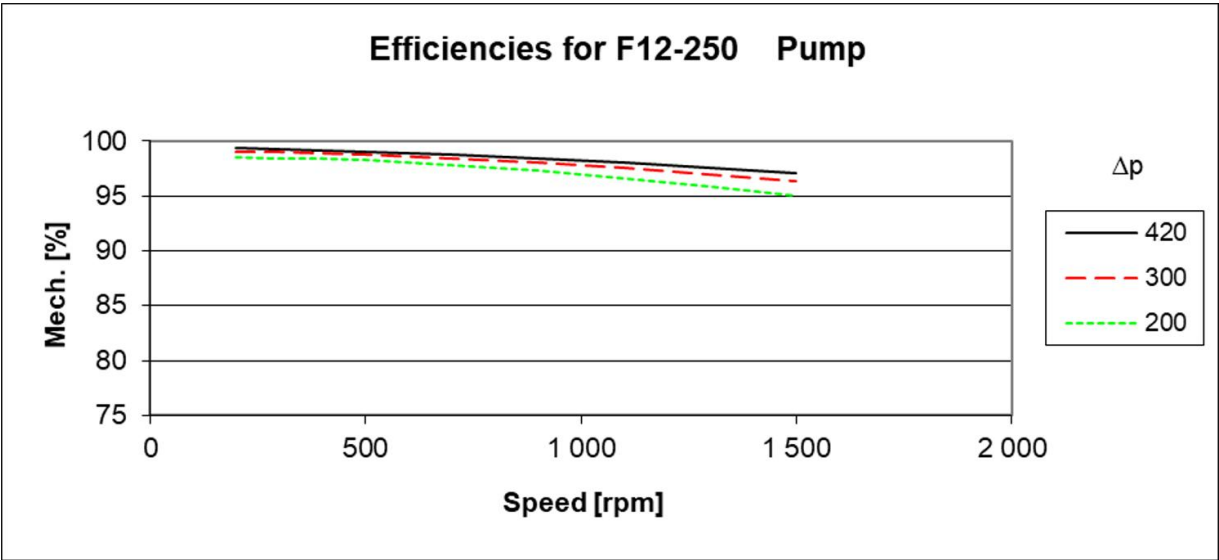
F11 Pump



F12 Pump

F12-250	Pump	
Displacement	242 cc/rev	
Max speed	1500 rpm	Intermittent
Max speed	1500 rpm	Continuously
Max pressure	420 bar	Intermittent
Max pressure	350 bar	Continuously
Max Torque	1661.5 Nm	
Torque	3.841 Nm/bar	
Max Flow	356.2 Lpm	
Max Power	278.6 kW	

Rpm	200			300			400			500			700			900			1100			1300			1500		
Bar	l/min	Nm	kW	l/min	Nm	kW	l/min	Nm	kW	l/min	Nm	kW	l/min	Nm	kW	l/min	Nm	kW	l/min	Nm	kW	l/min	Nm	kW	l/min	Nm	kW
50	47.0	204.6	4.4	70.8	204.2	6.6	94.5	204.3	8.8	118.3	204.8	11.0	165.9	206.9	15.5	213.5	210.3	20.3	261.0	214.8	25.3	308.6	220.1	30.6	356.2	226.3	36.3
100	46.2	396.4	8.7	69.9	396.3	13.0	93.5	396.5	17.2	117.2	397.2	21.5	164.6	399.7	30.2	212.0	403.4	39.2	259.4	408.2	48.4	306.8	413.9	57.9	354.1	420.2	67.8
150	45.4	588.3	13.2	69.0	588.3	19.5	92.6	588.8	25.9	116.1	589.7	32.3	163.3	592.5	45.2	210.5	596.6	58.3	257.7	601.7	71.8	304.9	607.6	85.6	352.1	614.2	99.7
200	44.6	780.1	17.8	68.1	780.3	26.2	91.6	781.1	34.7	115.1	782.2	43.2	162.1	785.4	60.3	209.1	789.7	77.8	256.1	795.1	95.5	303.1	801.3	113.5	350.0	808.1	132.0
250	43.7	971.9	22.6	67.2	972.4	33.1	90.6	973.3	43.7	114.0	974.6	54.3	160.8	978.2	75.8	207.6	982.9	97.5	254.4	988.5	119.5	301.2	995.0	141.9	348.0	1002.1	164.6
300	42.9	1163.7	27.5	66.2	1164.4	40.2	89.6	1165.6	52.9	112.9	1167.1	65.7	159.5	1171.0	91.4	206.1	1176.1	117.4	252.7	1182.0	143.8	299.3	1188.7	170.5	345.9	1196.1	197.7
350	42.1	1355.5	32.7	65.3	1356.5	47.5	88.5	1357.8	62.3	111.8	1359.5	77.3	158.2	1363.8	107.3	204.6	1369.2	137.7	251.0	1375.4	168.5	297.5	1382.4	199.6	343.9	1390.0	231.1
400	41.3	1547.3	38.1	64.4	1548.5	55.0	87.5	1550.1	72.0	110.7	1552.0	89.1	156.9	1556.7	123.5	203.1	1562.4	158.3	249.4	1568.9	193.4	295.6	1576.1	229.0	341.8	1584.0	264.9
420	41.0	1624.0	40.3	64.0	1625.3	58.0	87.1	1627.0	75.9	110.2	1629.0	93.9	156.4	1633.8	130.1	202.5	1639.6	166.6	248.7	1646.3	203.5	294.8	1653.6	240.8	341.0	1661.5	278.6



**Disclaimer:**  
Parker PMDE has a continuous policy of product development and although the Company reserves the right to change specifications, it attempts to keep customers informed of any alterations. This publication is for general information only and customers are requested to contact their local Parker dealer for detailed information and advice on a products suitability for specific applications. All products are sold subject to the company's standard conditions of sale.

F12-250-RF-SV-S-000-0000-P0

F12-250



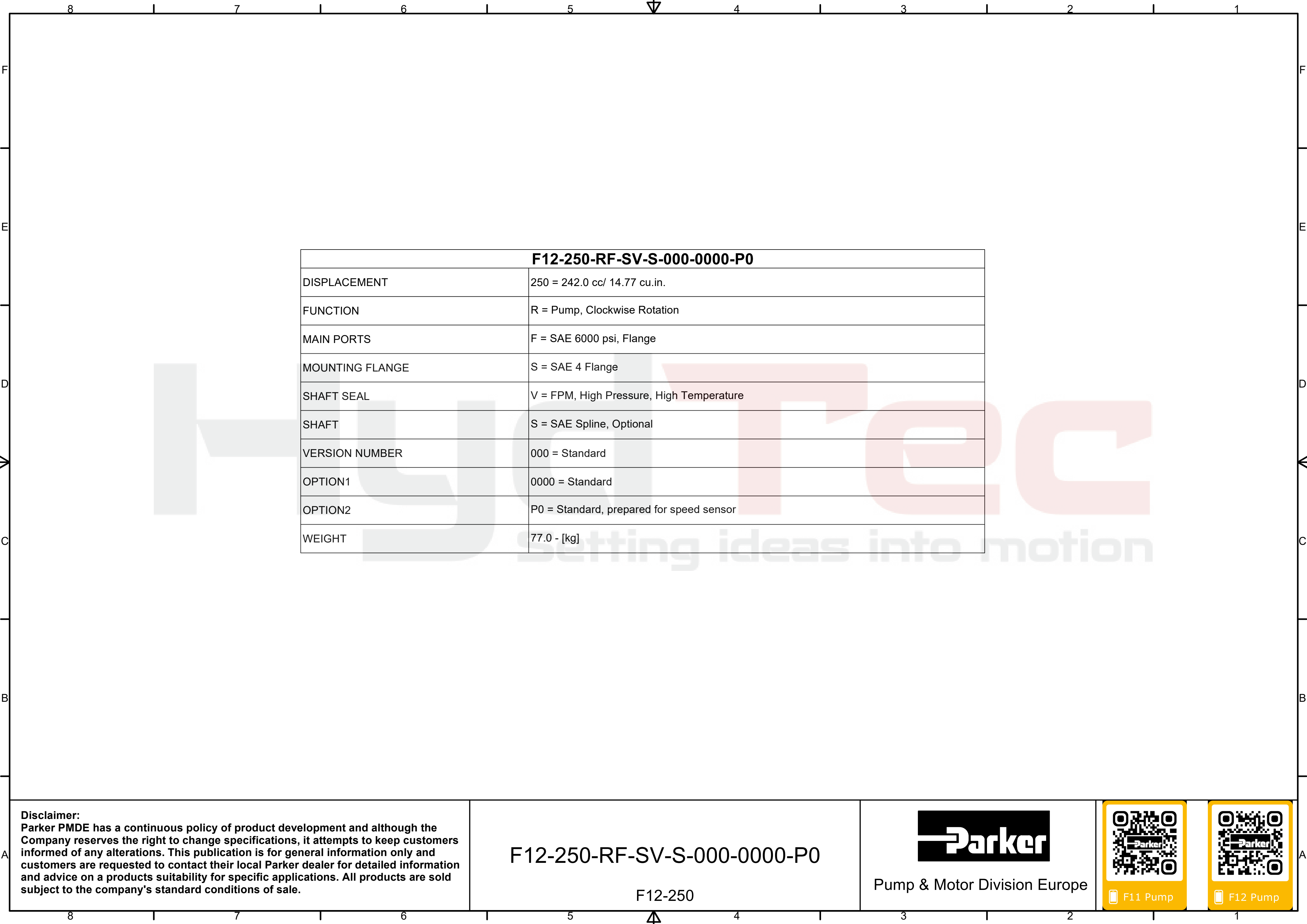
Pump & Motor Division Europe



F11 Pump



F12 Pump



F12-250-RF-SV-S-000-0000-P0	
DISPLACEMENT	250 = 242.0 cc/ 14.77 cu.in.
FUNCTION	R = Pump, Clockwise Rotation
MAIN PORTS	F = SAE 6000 psi, Flange
MOUNTING FLANGE	S = SAE 4 Flange
SHAFT SEAL	V = FPM, High Pressure, High Temperature
SHAFT	S = SAE Spline, Optional
VERSION NUMBER	000 = Standard
OPTION1	0000 = Standard
OPTION2	P0 = Standard, prepared for speed sensor
WEIGHT	77.0 - [kg]

**Disclaimer:**  
Parker PMDE has a continuous policy of product development and although the Company reserves the right to change specifications, it attempts to keep customers informed of any alterations. This publication is for general information only and customers are requested to contact their local Parker dealer for detailed information and advice on a products suitability for specific applications. All products are sold subject to the company's standard conditions of sale.

F12-250-RF-SV-S-000-0000-P0

F12-250



Pump & Motor Division Europe



F11 Pump



F12 Pump